

DMKM - Mini

Test-Session 3

Track length: 1.190 Km

Session Started: 14:50:45

Best Lap by: 309 - Zdenek Babicek - 58.681

Rank	#	Driver	Nat	Sponsor Entrant	Nat	License E-License	Make	laps	Best Lap	Diff	In Lap	Penalty
1	309	Zdenek Babicek	CZE	TEPZ RACING TEAM	CZE	ITG24AS0179 IBL24AT00581	MS KART/IAME/Vega	12	58.681		10	
2	244	Milan Rossi	DEU	Lanari Racing Team	DEU	NKA13619 KBF17166	KR/IAME/Vega	10	58.849	0.168	10	
3	225	Noel Mannsperger	DEU	NEES RACING	DEU	NKA11122 KBF17863	KR/IAME/Vega	12	59.836	1.155	10	
4	274	Bruno Kortekaas	NLD	CRG Holland	NLD	NKA52405 IBL15521007	CRG/TM/Vega	9	59.887	1.206	8	
5	221	Devin Titz	DEU	CRG Holland	NLD	NKA14835 IBL15521	CRG/TM/Vega	12	59.973	1.292	12	
6	214	Henri Möhring	DEU	ADAC Hessen-Thüringen e.V. TB Racing Team	DEU	NKA16972 KBF38262	KR/IAME/Vega	11	1:00.189	1.508	9	
7	255	Alex Huizer	NLD	CRG Holland	NLD	NKA52410 IBL15521007	CRG/TM /Vega	11	1:00.620	1.939	10	
8	304	Tiberius Müller	DEU	NEES RACING	DEU	NKA21274 KBF17863	Redspeed/IAME/Vega	11	1:01.297	2.616	11	
9	233	Ruben Opitz	DEU	NEES RACING	DEU	NKA10450 KBF38362	KR/IAME/Vega	8	1:01.630	2.949	7	
10	249	Jonas Hubacek	CZE	Michal Hubacek	CZE	NKA24AS0050 IBL24AT00121	MS KART/TM/Vega	12	1:02.089	3.408	12	
11	277	Nick Ried	DEU	Lanari Racing Team	DEU	NKA10695 KBF17166	KR/IAME/Vega	7	1:02.298	3.617	6	
12	312	Minjae Kim	KOR	Dörr Motorsport	DEU	ITGDK018575 BIC38420	KR/IAME/Vega	12	1:02.336	3.655	9	
13	266	Lean Kircher	DEU	ADAC Hessen-Thüringen e.V. Ebert Motorsport	DEU	NKA25532 KBF38528	Alonso Kart/TM/Vega	13	1:02.546	3.865	12	
14	311	Peter Gunther Mayer	CZE	SKYLARKS Karting Team	CZE	ITC-C24AS0680 IBL24AT00701	Praga/IAME/Vega	13	1:02.673	3.992	11	
15	310	Pavel Petras	CZE	Duck Racing	CZE	ITG24AS0435 KBF2401191	Drago corse/TM/Vega	13	1:02.683	4.002	11	
16	261	Semih Bektas	DEU	Lanari Racing Team	DEU	NKA42993 BIC17166	KR/IAME/Vega	11	1:02.808	4.127	10	
17	223	Alexandr Machac	CZE	SIM-ON	DEU	NTG C24AS0666 KBF39246	Drago Corse/TM/Vega	12	1:03.004	4.323	11	
18	313	David Kovac	CZE	Skylark's	CZE	NKA24AS0668 IDC24AT00701	Praga/TM/Vega	12	1:03.377	4.696	11	
19	241	Damian Luca Zeller	DEU	APEX Performance	DEU	NKA28615 KBF38438	Maranello/TM/Vega	12	1:03.398	4.717	11	
20	285	Felix Gronneck	DEU	CRG Holland	NLD	NKA16373 IBL15521007	CRG/TM/Vega	11	1:03.509	4.828	11	
21	301	Senn Lindeman	NLD	Paauwer Kart Racing	NLD	NKA50470 IBL19655006	Birel ART/TM/Vega	11	1:04.074	5.393	11	
22	314	Jokubas Vaskelis	LTU	VSI Intrepid baltic team	LTU	NKA2024-KN/073 IBL2024-KL/12	Intrepid/TM/Vega	12	1:04.467	5.786	11	
23	207	Ruudi Algre	EST	Maranello SRP Factory Team	DEU	NKA26406 KBF38275	Maranello/TM/Vega	12	1:04.689	6.008	11	
24	247	Ben Schumacher	DEU	ADAC Team Weser-Ems e.V. CRG Holland	NLD	NKA10666 IBL15521008	CRG/TM/Vega	11	1:04.702	6.021	8	
25	208	Roman Meister	DEU	TSUNAMI R.T.	ITA	NKA27196 IBL181	KR/IAME/Vega	10	1:04.872	6.191	9	
26	222	Carlos Nees	DEU	NEES RACING	DEU	NKA17874 KBF17863	KR/IAME/Vega	8	1:05.084	6.403	6	
27	246	Marvin Zimmermann	DEU	NEES RACING	DEU	NKA10834 KBF17863	KR/IAME/Vega	8	1:05.184	6.503	7	
28	219	Gustav Christensen	SWE	CRG Holland	NLD	NKA133604 IBL15521	CRG/TM/Vega	8	1:05.212	6.531	7	
29	316	Matej Havlik	CZE	Skylarks	CZE	ITC-C24AS1746 IBL24AT00701	Praga/TM/Vega	11	1:05.212	6.531	10	
30	211	Presian Stoyanov	DEU	ADAC Berlin-Brandenburg e.V. TR Motorsport	DEU	NKA30339 KBF42809	RS/IAME/Vega	11	1:05.798	7.117	10	
31	220	Neo Knapp	DEU	Team NKS	DEU	NKA11204 KBF42057	DAB/TM/Vega	11	1:05.818	7.137	8	
32	275	Mico Lionn Schweers	DEU	Swantje Schweers	DEU	NKA26817 BEK26817	Oberon/IAME/Vega	12	1:05.869	7.188	11	
33	212	Jonathan Maier	DEU	7L-Performance	DEU	NKA41248 KBF38668	Tony Kart/TM/Vega	12	1:05.902	7.221	12	
34	237	William Sterup Nielsen	DNK	CRG-Deutschland	DEU	NKA95174 KBF42811	CRG/TM/Vega	11	1:06.079	7.398	10	
35	306	Sebastian Novak	CZE	Tomsped Racing Team	CZE	IACJ24AS0462 IBL24AT01081	Parolin/TM/Vega	12	1:06.473	7.792	11	
36	308	Julian van de Coterlet	NLD	Falcon racing team	NLD	NKA123445 BIC11345	Falcon/IAME/Vega	12	1:06.785	8.104	11	
37	224	Paul Bernhard	DEU	Valier Motorsport	DEU	NKA41687 KBF39300	Energy/TM/Vega	8	1:07.379	8.698	7	


Timekeeper
M.Riehmers

Race Director
H.Seidel

Page 1/1

These results are provisional until the conclusion of any judicial and technical matters!

Printed: 14.06.2024 / 15:06



INT. ADAC Kartrennen Wackersdorf

DMKM - Mini

Pro Kart Raceland Wackersdorf 1,190 Km

Test-Session 3

14.06.2024 14:50

Practice (15:00 Time) started at 14:50:45

Lap	Time of Day	Lap Tm	Diff	S1 Tm	S2 Tm	S3 Tm
(309) Zdenek Babicek						
1	14:53:05.003	1:06.845	+8.164	24.498	21.972	20.375
2	14:54:11.211	1:06.208	+7.527	23.963	21.819	20.426
3	14:55:17.783	1:06.572	+7.891	24.030	22.096	20.446
4	14:56:23.859	1:06.076	+7.395	24.052	21.527	20.497
5	14:57:29.518	1:05.659	+6.978	23.866	21.397	20.396
6	14:58:35.136	1:05.618	+6.937	23.804	21.518	20.296
7	14:59:40.119	1:04.983	+6.302	23.652	21.191	20.140
8	15:00:45.390	1:05.271	+6.590	23.489	21.207	20.575
9	15:03:12.401	2:27.011	+1:28.830	1:47.686	19.721	19.604
10	15:04:11.082	58.681		21.824	18.475	18.382
11	15:05:10.651	59.569	+0.888	22.328	18.375	18.866
12	15:06:11.155	1:00.504	+1.823	21.572	18.830	20.102
(244) Milan Rossi						
1	14:53:08.486	1:09.351	+10.502	24.812	23.455	21.084
2	14:54:18.138	1:09.652	+10.803	25.309	23.372	20.971
3	14:55:26.648	1:08.510	+9.661	24.804	22.677	21.029
4	14:56:35.801	1:09.163	+10.304	25.004	23.138	21.011
5	14:57:44.061	1:08.260	+9.411	24.833	22.517	20.910
6	14:58:52.066	1:08.005	+9.156	24.474	22.654	20.877
7	15:00:00.199	1:08.133	+9.284	24.953	22.036	21.144
8	15:01:08.538	1:08.339	+9.490	24.853	21.925	21.561
9	15:05:05.466	3:56.928	+2:58.079	3:15.594	21.140	20.194
10	15:06:04.315	58.849		21.950	18.507	18.392
(225) Noel Mannsperger						
1	14:54:25.766	1:12.708	+12.872	25.816	24.158	22.734
2	14:55:36.534	1:10.768	+10.932	25.593	23.023	22.152
3	14:56:47.696	1:11.162	+11.326	26.197	23.122	21.843
4	14:57:55.616	1:07.920	+8.084	24.812	21.857	21.251
5	14:59:01.497	1:05.881	+6.045	24.385	20.951	20.545
6	15:00:05.427	1:03.930	+4.094	23.356	20.210	20.364
7	15:01:08.227	1:02.800	+2.964	22.890	20.005	19.905
8	15:02:09.541	1:01.314	+1.478	22.718	19.659	18.937
9	15:03:10.745	1:01.204	+1.368	22.300	19.753	19.151
10	15:04:10.581	59.836		22.315	18.744	18.777
11	15:05:15.035	1:04.454	+4.618	23.826	21.456	19.172
12	15:06:15.709	1:00.674	+0.838	22.493	18.763	19.418
(274) Bruno Kortekaas						
1	14:55:12.511	1:14.456	+14.569	27.688	23.262	23.506
2	14:56:25.007	1:12.496	+12.609	27.663	22.593	22.240
3	14:57:36.097	1:11.090	+11.203	26.843	22.185	22.062
4	14:58:45.669	1:09.572	+9.685	26.048	21.514	22.010
5	14:59:53.623	1:07.954	+8.067	24.853	21.294	21.807
6	15:00:58.121	1:04.498	+4.611	22.875	20.819	20.804
7	15:03:11.040	2:12.919	+1:13.032	1:34.086	19.909	18.924
8	15:04:10.927	59.887		22.272	19.127	18.488
9	15:05:11.364	1:00.437	+0.550	23.170	18.771	18.496
(221) Devin Titz						
1	14:53:40.187	1:18.199	+18.226	29.437	24.737	24.025
2	14:54:53.556	1:13.369	+13.396	27.328	23.379	22.662
3	14:56:05.103	1:11.547	+11.574	26.939	22.460	22.148
4	14:57:14.111	1:09.008	+9.035	26.125	21.902	20.981
5	14:58:20.196	1:06.085	+6.112	25.048	20.794	20.243
6	14:59:24.021	1:03.825	+3.852	23.606	20.184	20.035
7	15:00:26.847	1:02.826	+2.853	23.221	20.108	19.497
8	15:01:29.777	1:02.930	+2.957	22.902	19.487	20.541
9	15:02:31.284	1:01.507	+1.534	22.690	19.585	19.232
10	15:03:35.681	1:04.397	+4.424	22.721	22.090	19.586
11	15:04:37.964	1:02.283	+2.310	23.284	20.166	18.833
12	15:05:37.937	59.973		22.092	19.248	18.633
(214) Henri Mörhing						
1	14:53:05.513	1:08.008	+7.819	25.410	22.000	20.598
2	14:54:12.987	1:07.474	+7.285	24.642	22.094	20.738
3	14:55:20.412	1:07.425	+7.236	24.649	21.980	20.796
4	14:56:27.514	1:07.102	+6.913	24.751	21.652	20.699
5	14:57:33.809	1:06.295	+6.106	24.274	21.792	20.229
6	14:58:38.907	1:05.098	+4.909	23.934	21.109	20.055
7	14:59:44.796	1:05.889	+5.700	23.452	21.291	21.146

Lap	Time of Day	Lap Tm	Diff	S1 Tm	S2 Tm	S3 Tm
8	15:03:10.256	3:25.460	+2:25.271	2:43.134	21.051	21.275
9	15:04:10.445	1:00.189		22.170	19.265	18.754
10	15:05:11.794	1:01.349	+1.160	23.830	19.168	18.351
11	15:06:14.549	1:02.755	+2.566	22.821	19.368	20.566
(255) Alex Huizer						
1	14:55:34.357	1:10.917	+10.297	25.320	23.412	22.185
2	14:56:42.511	1:08.154	+7.534	25.056	22.154	20.944
3	14:57:49.241	1:06.730	+6.110	24.474	21.464	20.792
4	14:58:55.044	1:05.803	+5.183	24.230	21.438	20.135
5	14:59:59.432	1:04.388	+3.768	23.245	21.058	20.085
6	15:01:02.912	1:03.480	+2.860	23.046	20.461	19.973
7	15:02:05.430	1:02.518	+1.898	22.476	20.596	19.446
8	15:03:08.854	1:03.424	+2.804	22.592	21.032	19.800
9	15:04:10.402	1:01.548	+0.928	22.431	20.097	19.020
10	15:05:11.022	1:00.520		22.861	19.117	18.642
11	15:06:13.504	1:02.482	+1.862	23.200	19.518	19.764
(304) Tiberius Müller						
1	14:53:15.507	1:08.426	+7.129	24.214	22.865	21.347
2	14:54:24.185	1:08.678	+7.381	24.411	22.867	21.400
3	14:55:31.946	1:07.761	+6.464	24.955	22.343	20.463
4	14:56:37.752	1:05.806	+4.509	23.941	21.418	20.447
5	14:57:42.920	1:05.168	+3.871	23.917	21.017	20.234
6	14:58:47.135	1:04.215	+2.918	23.293	20.763	20.159
7	14:59:52.807	1:05.672	+4.375	23.217	21.367	21.088
8	15:02:39.126	2:46.319	+1:45.022	2:06.505	20.045	19.769
9	15:03:40.785	1:01.659	+0.362	22.678	19.818	19.163
10	15:04:42.714	1:01.929	+0.632	22.490	19.822	19.617
11	15:05:44.011	1:01.297		22.545	19.532	19.220
(233) Ruben Opitz						
1	14:53:39.190	1:08.209	+6.579	24.797	22.298	21.114
2	14:54:46.840	1:07.650	+6.020	24.204	22.660	20.786
3	14:55:54.153	1:07.313	+5.683	24.366	22.112	20.835
4	14:57:01.491	1:07.338	+5.708	24.286	21.730	21.322
5	14:58:19.201	1:17.710	+16.800	24.745	25.185	27.780
6	15:03:32.220	5:13.019	+4:11.389	4:30.679	21.602	20.738
7	15:04:33.850	1:01.630		23.209	19.612	18.809
8	15:05:37.028	1:03.178	+1.548	23.498	20.317	19.363
(249) Jonas Hubacek						
1	14:53:22.854	1:08.566	+6.477	25.449	22.639	20.478
2	14:54:30.841	1:07.977	+5.888	24.475	22.693	20.809
3	14:55:37.656	1:06.815	+4.726	24.161	22.151	20.503
4	14:56:45.534	1:07.878	+5.789	24.920	22.480	20.478
5	14:57:58.388	1:12.854	+10.765	24.543	26.502	21.809
6	14:59:04.773	1:06.385	+4.296	24.701	21.672	20.012
7	15:00:09.467	1:04.694	+2.605	23.622	20.789	20.283
8	15:01:14.078	1:04.611	+2.522	23.747	20.982	19.882
9	15:02:17.836	1:03.758	+1.669	23.425	20.607	19.726
10	15:03:20.530	1:02.694	+0.605	23.132	20.257	19.305
11	15:04:23.041	1:02.511	+0.422	22.891	20.428	19.192
12	15:05:25.130	1:02.089		22.892	19.771	19.426
(277) Nick Ried						
1	14:59:08.234	1:07.114	+4.816	23.645	22.091	21.378
2	15:00:17.495	1:09.261	+6.963	24.777	21.733	22.751
3	15:01:39.973	1:22.478	+20.180	40.873	20.688	20.917
4	15:02:43.943	1:03.970	+1.672	23.194	20.239	20.537
5	15:03:46.509	1:02.566	+0.268	22.844	20.156	19.566
6	15:04:48.807	1:02.298		22.839	19.989	19.470
7	15:05:53.392	1:04.585	+2.287	23.447	20.931	20.207
(312) Minjae Kim						
1	14:53:38.768	1:07.926				

INT. ADAC Kartrennen Wackersdorf

DMKM - Mini

Pro Kart Racelad Wackersdorf 1,190 Km

Test-Session 3

14.06.2024 14:50

Practice (15:00 Time) started at 14:50:45

Lap	Time of Day	Lap Tm	Diff	S1 Tm	S2 Tm	S3 Tm
10	15:03:26.323	1:02.924	+0.588	22.860	20.295	19.769
11	15:04:29.293	1:02.970	+0.634	23.129	20.295	19.546
12	15:05:33.410	1:04.117	+1.781	23.606	20.120	20.391

(266) Lean Kircher

1	14:53:10.514	1:07.805	+5.259	24.523	22.771	20.511
2	14:54:17.147	1:06.633	+4.087	23.873	22.304	20.456
3	14:55:23.072	1:05.925	+3.379	23.731	21.835	20.359
4	14:56:29.434	1:06.362	+3.816	23.638	21.721	21.003
5	14:57:35.039	1:05.605	+3.059	23.479	21.422	20.704
6	14:58:39.921	1:04.882	+2.336	23.751	21.021	20.110
7	14:59:44.569	1:04.648	+2.102	23.308	20.826	20.514
8	15:00:48.454	1:03.885	+1.339	23.377	20.590	19.918
9	15:01:52.160	1:03.706	+1.160	23.233	20.170	20.375
10	15:02:55.319	1:03.159	+0.613	23.087	20.372	19.700
11	15:03:58.968	1:03.649	+1.103	23.104	20.170	20.375
12	15:05:01.514	1:02.546		23.057	20.032	19.457
13	15:06:04.217	1:02.703	+0.157	23.038	20.094	19.571

(311) Peter Gunther Mayer

1	14:53:15.845	1:07.650	+4.977	24.782	22.389	20.479
2	14:54:24.769	1:08.924	+6.251	24.789	22.310	21.825
3	14:55:32.430	1:07.661	+4.988	24.887	22.381	20.393
4	14:56:38.998	1:06.568	+3.895	24.000	21.890	20.678
5	14:57:44.697	1:05.699	+3.026	23.955	21.389	20.355
6	14:58:50.086	1:05.389	+2.716	23.997	21.045	20.347
7	14:59:54.591	1:04.505	+1.832	23.402	20.760	20.343
8	15:00:57.962	1:03.371	+0.698	23.177	20.409	19.785
9	15:02:01.342	1:03.380	+0.707	23.172	20.368	19.835
10	15:03:04.794	1:03.452	+0.779	23.248	20.476	19.728
11	15:04:07.467	1:02.673		23.063	20.177	19.433
12	15:05:10.305	1:02.838	+0.165	23.136	20.433	19.269
13	15:06:14.310	1:04.005	+1.332	23.159	20.096	20.750

(310) Pavel Petras

1	14:53:16.129	1:08.200	+5.517	24.747	22.867	20.586
2	14:54:25.024	1:08.895	+6.212	24.722	22.595	21.578
3	14:55:33.170	1:08.146	+5.463	24.740	22.581	20.825
4	14:56:39.437	1:06.267	+3.584	23.925	21.501	20.841
5	14:57:45.305	1:05.868	+3.185	24.185	21.502	20.181
6	14:58:51.154	1:05.849	+3.166	24.332	21.126	20.391
7	14:59:55.004	1:03.850	+1.167	23.459	20.246	20.145
8	15:00:58.522	1:03.518	+0.835	23.338	20.280	19.900
9	15:02:01.859	1:03.337	+0.654	23.159	20.133	20.045
10	15:03:05.074	1:03.215	+0.532	23.063	20.275	19.877
11	15:04:07.757	1:02.683		22.977	20.458	19.248
12	15:05:10.835	1:03.078	+0.395	23.674	20.004	19.400
13	15:06:15.413	1:04.578	+1.895	24.148	19.522	20.908

(261) Semih Bektas

1	14:53:31.426	1:08.835	+6.027	25.773	22.331	20.731
2	14:54:38.977	1:07.551	+4.743	25.172	21.968	20.411
3	14:55:45.690	1:06.713	+3.905	24.208	22.054	20.451
4	14:56:53.309	1:07.619	+4.811	24.449	22.473	20.697
5	14:57:59.578	1:06.269	+3.461	23.953	21.834	20.482
6	14:59:07.333	1:07.765	+4.947	24.062	22.965	20.728
7	15:00:13.788	1:06.455	+3.647	23.691	21.812	20.952
8	15:01:17.559	1:03.771	+0.963	23.486	20.664	19.621
9	15:02:21.607	1:04.048	+1.240	23.123	20.901	20.024
10	15:03:24.415	1:02.808		23.084	20.303	19.421
11	15:04:27.742	1:03.327	+0.519	23.007	20.257	20.063

(223) Alexandri Machac

1	14:53:21.533	1:09.668	+6.664	25.167	23.171	21.330
2	14:54:30.141	1:08.608	+5.604	24.934	23.009	20.665
3	14:55:37.555	1:07.414	+4.410	24.692	22.094	20.628
4	14:56:44.224	1:08.669	+5.665	25.291	22.671	20.707
5	14:57:53.643	1:07.419	+4.415	24.824	22.251	20.344
6	14:58:59.601	1:05.958	+2.954	23.845	21.749	20.364
7	15:00:05.240	1:05.639	+2.635	23.810	21.549	20.280
8	15:01:09.547	1:04.307	+1.303	23.625	20.785	19.897
9	15:02:13.670	1:04.123	+1.119	23.561	20.592	19.970
10	15:03:17.691	1:04.021	+1.017	23.889	20.589	19.543
11	15:04:20.695	1:03.004		23.116	20.308	19.580

Lap	Time of Day	Lap Tm	Diff	S1 Tm	S2 Tm	S3 Tm
12	15:05:24.331	1:03.636	+0.632	22.986	20.410	20.240

(313) David Kovac

1	14:53:11.431	1:08.934	+5.557	24.600	23.529	20.805
2	14:54:18.584	1:07.153	+3.776	24.488	22.163	20.502
3	14:55:25.941	1:07.357	+3.980	24.286	22.294	20.777
4	14:56:32.557	1:06.616	+3.239	24.339	21.750	20.527
5	14:57:38.589	1:06.032	+2.655	24.265	21.521	20.246
6	14:58:45.066	1:06.477	+3.100	24.236	21.253	20.988
7	14:59:50.422	1:05.356	+1.979	23.745	21.300	20.311
8	15:00:55.491	1:05.069	+1.692	23.712	21.200	20.157
9	15:01:59.811	1:04.320	+0.943	23.553	20.720	20.047
10	15:03:03.808	1:03.997	+0.620	23.565	20.510	19.922
11	15:04:07.185	1:03.377		23.511	20.239	19.627
12	15:05:11.123	1:03.938	+0.561	23.871	20.145	19.922

(241) Damian Luca Zeller

1	14:53:21.333	1:09.175	+5.777	25.227	22.849	21.099
2	14:54:29.177	1:07.844	+4.446	24.602	22.295	20.947
3	14:55:36.956	1:07.779	+4.381	24.895	22.364	20.520
4	14:56:44.256	1:08.300	+4.902	25.169	22.342	20.789
5	14:57:52.152	1:06.896	+3.498	24.563	21.853	20.480
6	14:58:59.994	1:07.842	+4.444	24.782	22.119	20.941
7	15:00:07.369	1:07.375	+3.977	24.506	21.856	21.013
8	15:02:07.968	1:06.599	+3.201	24.184	20.720	19.695
9	15:03:12.142	1:04.174	+0.776	23.776	20.913	19.485
10	15:04:16.009	1:03.867	+0.469	23.484	20.593	19.790
11	15:05:19.407	1:03.398		23.230	20.621	19.547
12	15:06:24.322	1:04.915	+1.517	23.418	20.753	20.744

(285) Felix Gronbeck

1	14:53:20.392	1:08.357	+4.848	24.797	22.753	20.807
2	14:54:29.034	1:08.642	+5.133	24.290	22.445	21.907
3	14:55:36.642	1:07.608	+4.099	24.655	22.440	20.513
4	14:56:44.235	1:08.593	+5.084	25.127	22.352	21.114
5	14:57:52.353	1:07.118	+3.609	24.126	21.728	21.264
6	15:00:02.169	1:06.816	+1.260	24.873	21.192	19.851
7	15:01:10.823	1:04.654	+1.145	24.094	20.969	19.591
8	15:02:20.727	1:03.904	+0.395	23.656	20.763	19.485
9	15:03:35.051	1:04.324	+0.815	23.983	20.805	19.536
10	15:04:49.465	1:04.414	+0.905	24.178	20.664	19.572
11	15:05:54.974	1:03.509		23.717	20.499	19.293

(301) Senn Lindeman

1	14:53:29.966	1:12.218	+8.144	27.226	23.063	21.929
2	14:54:41.738	1:11.772	+7.698	26.913	22.949	21.910
3	14:55:52.399	1:10.661	+6.587	26.014	22.652	21.995
4	14:57:02.182	1:09.783	+5.709	25.650	21.884	22.249
5	14:58:08.165	1:05.983	+1.909	24.320	21.246	20.417
6	14:59:13.245	1:05.080	+1.006	23.937	21.065	20.078
7	15:00:17.725	1:04.480	+0.406	23.506	20.728	20.246
8	15:01:23.572	1:05.847	+1.773	23.678	22.072	20.097
9	15:02:28.075	1:04.503	+0.429	23.532	20.933	20.038
10	15:03:32.236	1:04.161	+0.087	23.547	20.494	20.120
11	15:04:36.310	1:04.074		23.499	20.296	20.279

(314) Jokubas Vaskelis

1	14:53:26.484	1:09.703	+5.236	25.668	23.061	20.974
2	14:54:35.492	1:09.008	+4.541	25.426	22.601	20.981
3	14:55:43.794	1:08.302	+3.835	25.141	22.123	21.038
4	14:56:50.873	1:07.079	+2.612	24.334	21.950	20.795
5	14:57:58.037	1:07.164	+2.697	24.484	21.820	20.860
6	14:59:07.099	1:09.062	+4.595	25.312	22.615	21.135
7	15:00:13.577	1:06.478	+2.011	23.790	21.787	20.901
8	15:01:18.710	1:05.133	+0.666	23.523	21.377	20.233
9	15:02:23.852	1:05.142	+0.675	23.674	20.921	20.547
10	15:03:28.790	1:04.938	+0.471	23.663	20.909	20.366
11	15:04:33.257	1:04.467		23.586	20.523	20.358
12	15:05:38.181	1:04.924	+0.457	23.759	20.716	20.449

(207) Ruudi Algre

1	14:53:18.076	1:09.074	+4.385	25.524	22.813	20.737
2	14:54:26.877	1:08.801	+4.112	25.545	22.380	20.876
3	14:55:35.950	1:09.073	+4.384	25.265	22.554	21.254

Orbits



INT. ADAC Kartrennen Wackersdorf

DMKM - Mini

Pro Kart Raceland Wackersdorf 1,190 Km

Test-Session 3

14.06.2024 14:50

Practice (15:00 Time) started at 14:50:45

Lap	Time of Day	Lap Tm	Diff	S1 Tm	S2 Tm	S3 Tm
4	14:56:45.442	1:09.492	+4.803	25.425	22.523	21.544
5	14:57:54.469	1:09.027	+4.338	25.508	22.686	20.833
6	14:59:01.965	1:07.496	+2.807	25.086	21.818	20.592
7	15:00:08.711	1:06.746	+2.057	24.624	21.684	20.438
8	15:01:15.689	1:06.978	+2.289	24.641	21.692	20.645
9	15:02:22.027	1:06.338	+1.649	24.563	21.229	20.546
10	15:03:27.976	1:05.949	+1.260	24.150	21.506	20.293
11	15:04:32.665	1:04.689		23.909	20.837	19.943
12	15:05:37.798	1:05.133	+0.444	23.850	21.016	20.267

(247) Ben Schumacher

1	14:53:34.445	1:14.989	+10.287	29.411	23.638	21.940
2	14:54:48.918	1:14.473	+9.771	28.215	23.792	22.466
3	14:55:56.612	1:07.694	+2.992	25.782	21.608	20.304
4	14:57:03.105	1:06.493	+1.791	24.380	21.612	20.501
5	14:58:10.104	1:06.999	+2.297	23.977	22.627	20.395
6	14:59:15.460	1:05.356	+0.654	23.559	21.227	20.570
7	15:00:20.165	1:04.705	+0.003	23.624	20.873	20.208
8	15:01:24.867	1:04.702		23.373	20.954	20.375
9	15:02:30.166	1:05.299	+0.597	23.424	21.177	20.698
10	15:03:34.869	1:04.703	+0.001	23.097	21.470	20.136
11	15:04:39.791	1:04.922	+0.220	23.626	20.778	20.518

(208) Roman Meister

1	14:53:12.294	1:09.700	+4.828	25.846	22.909	20.945
2	14:54:34.362	1:22.068	+17.196	25.225	22.741	34.102
3	14:55:44.606	1:10.244	+5.372	25.712	23.439	21.093
4	14:56:53.858	1:09.252	+4.380	25.111	22.563	21.578
5	14:58:04.846	1:10.988	+6.116	25.172	22.600	23.216
6	15:01:29.712	3:24.866	+2:19.994	2:42.574	21.471	20.821
7	15:02:36.181	1:06.469	+1.597	24.374	21.979	20.116
8	15:03:42.948	1:06.767	+1.895	24.598	22.372	19.797
9	15:04:47.820	1:04.872		23.910	21.205	19.757
10	15:05:55.811	1:07.991	+3.119	24.591	21.465	21.935

(222) Carlos Nees

1	14:53:38.181	1:08.145	+3.061	24.555	22.333	21.257
2	14:54:47.620	1:09.439	+4.355	24.101	22.866	22.472
3	14:57:29.606	2:41.986	+1:36.902	1:58.971	22.066	20.949
4	14:58:35.513	1:05.907	+0.823	24.004	21.502	20.401
5	14:59:40.702	1:05.189	+0.105	23.660	21.242	20.287
6	15:00:45.786	1:05.084		23.614	21.257	20.213
7	15:01:52.296	1:06.510	+1.426	23.629	21.708	21.173
8	15:02:59.196	1:06.900	+1.816	23.740	21.606	21.554

(246) Marvin Zimmermann

1	14:53:14.691	1:09.321	+4.137	25.192	23.192	20.937
2	14:54:23.902	1:09.211	+4.027	24.767	23.062	21.382
3	14:55:31.799	1:07.897	+2.713	25.027	22.248	20.622
4	14:56:39.138	1:07.339	+2.155	24.405	22.140	20.794
5	14:57:45.250	1:06.112	+0.928	24.153	21.473	20.486
6	14:58:52.733	1:07.483	+2.299	24.762	21.800	20.921
7	14:59:57.917	1:05.184		24.206	20.704	20.274
8	15:01:04.622	1:06.705	+1.521	23.814	20.627	22.264

(219) Gustav Christensen

1	14:54:41.163	1:08.303	+3.091	25.171	22.236	20.896
2	14:55:48.734	1:07.571	+2.359	24.801	22.251	20.519
3	14:56:56.563	1:07.829	+2.617	24.527	22.098	21.204
4	14:58:45.559	1:48.996	+43.784	1:07.535	21.071	20.390
5	14:59:52.977	1:07.418	+2.206	24.244	22.469	20.705
6	15:00:58.272	1:05.295	+0.083	23.496	21.372	20.427
7	15:02:03.484	1:05.212		23.895	21.105	20.212
8	15:03:11.474	1:07.990	+2.778	24.042	21.358	22.590

(316) Matej Havlik

1	14:53:28.307	1:12.273	+7.061	27.239	23.389	21.645
2	14:55:20.393	1:52.086	+46.874	1:05.173	25.480	21.433
3	14:56:29.561	1:09.168	+3.956	25.549	22.382	21.237
4	14:57:37.097	1:07.536	+2.324	24.696	21.751	21.089
5	14:58:45.314	1:08.217	+3.005	24.708	21.784	21.725
6	14:59:54.824	1:09.510	+4.298	24.421	21.984	23.105
7	15:01:01.119	1:06.295	+1.083	24.171	21.239	20.885
8	15:02:07.799	1:06.680	+1.468	23.899	21.555	21.226

Lap	Time of Day	Lap Tm	Diff	S1 Tm	S2 Tm	S3 Tm
9	15:03:14.031	1:06.232	+1.020	23.811	22.014	20.407
10	15:04:19.243	1:05.212		23.251	21.020	20.941
11	15:05:26.740	1:07.497	+2.285	23.449	21.128	22.920

(211) Presian Stoyanov

1	14:53:22.955	1:09.754	+3.956	25.614	22.920	21.220
2	14:54:32.002	1:09.047	+3.249	25.278	22.757	21.012
3	14:55:41.006	1:09.004	+3.206	25.024	23.028	20.952
4	14:56:49.646	1:08.640	+2.842	24.719	22.727	21.194
5	14:57:57.825	1:08.179	+2.381	24.653	22.366	21.160
6	14:59:07.530	1:09.705	+3.907	25.505	22.928	21.272
7	15:00:14.475	1:06.945	+1.147	24.299	21.739	20.907
8	15:01:22.065	1:07.590	+1.792	24.187	22.126	21.277
9	15:02:28.348	1:06.283	+0.485	23.948	21.523	20.812
10	15:03:34.146	1:05.793		24.087	21.256	20.455
11	15:04:41.535	1:07.389	+1.591	23.844	21.675	21.870

(220) Neo Knapp

1	14:53:25.146	1:11.110	+5.292	26.357	23.394	21.359
2	14:54:36.163	1:11.017	+5.199	26.132	23.701	21.184
3	14:55:47.003	1:10.840	+5.022	25.868	23.024	21.948
4	14:56:57.126	1:10.123	+4.305	25.418	23.310	21.395
5	14:58:07.748	1:10.622	+4.804	25.235	22.818	22.569
6	15:00:40.443	2:32.695	+1:26.877	1:49.755	21.667	21.273
7	15:01:47.102	1:06.659	+0.841	24.337	21.724	20.598
8	15:02:52.920	1:05.818		23.980	21.400	20.438
9	15:03:59.376	1:06.456	+0.638	24.084	21.229	21.143
10	15:05:05.863	1:06.487	+0.669	24.010	21.756	20.721
11	15:06:12.078	1:06.215	+0.397	23.975	21.117	21.123

(275) Mico Lionn Schweers

1	14:53:22.142	1:09.411	+3.542	25.279	22.910	21.222
2	14:54:31.332	1:09.190	+3.321	24.948	22.822	21.420
3	14:55:40.334	1:09.002	+3.133	24.890	22.769	21.343
4	14:56:48.789	1:08.455	+2.586	24.919	22.246	21.290
5	14:57:57.558	1:08.769	+2.900	24.747	22.781	21.241
6	14:59:06.042	1:08.484	+2.615	25.132	22.319	21.033
7	15:00:14.033	1:07.991	+2.122	24.503	22.149	21.339
8	15:01:22.461	1:08.428	+2.559	24.330	21.956	22.142
9	15:02:29.145	1:06.684	+0.815	24.160	21.711	20.813
10	15:03:36.632	1:07.487	+1.618	23.924	22.686	20.877
11	15:04:42.501	1:05.869		23.967	21.439	20.463
12	15:05:50.005	1:07.504	+1.635	24.242	21.193	22.069

(212) Jonathan Maier

1	14:53:15.255	1:10.391	+4.489	25.581	23.643	21.167
2	14:54:26.126	1:10.871	+4.969	25.374	23.572	21.925
3	14:55:36.444	1:10.318	+4.416	25.602	22.776	21.940
4	14:56:47.149	1:10.705	+4.803	25.944	22.961	21.800
5	14:57:57.331	1:10.182	+4.280	25.170	23.712	21.300
6	14:59:07.979	1:10.648	+4.746	25.686	23.543	21.419
7	15:00:15.652	1:07.673	+1.771	25.007	21.665	21.001
8	15:01:23.122	1:07.470	+1.568	24.545	21.705	21.220
9	15:02:30.325	1:07.203	+1.301	24.551	21.619	21.033
10	15:03:37.659	1:07.334	+1.432	24.978	21.312	21.044
11	15:04:44.093	1:06.434	+0.532	24.273	21.336	20.825
12	15:05:49.995	1:05.902		24.011	20.985	20.906

(237) William Sterp Nielsen

1	14:53:13.133	1:08.947	+2.868	24.967	22.692	21.288
2	14:54:21.972	1:08.839	+2.760	24.924	22.513	21.402
3	14:55:29.696	1:07.724	+1.645	24.534	22.258	20.932
4	14:56:37.159	1:07.463	+1.384	24.271	22.314	20.878
5	14:57:45.044	1:07.885	+1.806	24.285	22.731	20.869
6	14:58:53.122	1:08.078	+1.999	24.335	22.291	21.452
7	15:00:00.534	1:07.412	+1.333	24.506	22.183	20.723
8	15:01:07.113	1:06.579	+0.500	24.158	21.870	20.551
9	15:02:13.517	1:06.404	+0.325	24.077	21.897	20.430
10	15:03:19.596	1:06.079		24.313	21.393	20.373
11	15:04:25.833	1:06.237	+0.158	23.695	21.589	20.953

(306) Sebastian Novak

1	14:53:26.311	1:09.864	+3.391	25.270	23.443	21.151
2	14:54:35.415	1:09.104	+2.631	24.946	22.946	21.212

Orbits



INT. ADAC Kartrennen Wackersdorf

DMKM - Mini

Pro Kart Raceland Wackersdorf 1,190 Km

Test-Session 3

14.06.2024 14:50

Practice (15:00 Time) started at 14:50:45

Lap	Time of Day	Lap Tm	Diff	S1 Tm	S2 Tm	S3 Tm	Lap	Time of Day	Lap Tm	Diff	S1 Tm	S2 Tm	S3 Tm
3	14:55:44.768	1:09.353	+2.880	25.462	22.897	20.994							
4	14:56:53.971	1:09.203	+2.730	25.157	22.642	21.404							
5	14:58:03.155	1:09.184	+2.711	25.206	22.707	21.271							
6	14:59:10.537	1:07.382	+0.909	24.568	21.874	20.940							
7	15:00:18.121	1:07.584	+1.111	24.796	21.553	21.235							
8	15:01:26.621	1:08.500	+2.027	24.519	23.135	20.846							
9	15:02:33.534	1:06.913	+0.440	24.761	21.684	20.468							
10	15:03:40.852	1:07.318	+0.845	24.486	22.067	20.765							
11	15:04:47.325	1:06.473		24.200	21.829	20.444							
12	15:05:54.309	1:06.984	+0.511	24.230	22.029	20.725							

(308) Julian van de Coterlet

1	14:53:13.280	1:09.839	+3.054	25.472	22.815	21.552							
2	14:54:24.040	1:10.760	+3.975	25.721	22.996	22.043							
3	14:55:35.583	1:11.543	+4.758	25.677	23.545	22.321							
4	14:56:46.761	1:11.178	+4.393	25.530	24.081	21.567							
5	14:57:57.212	1:10.451	+3.666	25.767	23.106	21.578							
6	14:59:07.666	1:10.454	+3.669	25.695	22.968	21.791							
7	15:00:16.794	1:09.128	+2.343	25.476	22.687	20.965							
8	15:01:26.085	1:09.291	+2.506	24.662	24.044	20.585							
9	15:02:33.168	1:07.083	+0.298	24.477	22.166	20.440							
10	15:03:40.223	1:07.055	+0.270	24.595	22.014	20.446							
11	15:04:47.008	1:06.785		24.461	21.823	20.501							
12	15:05:53.951	1:06.943	+0.158	24.202	21.793	20.948							

(224) Paul Bernhard

1	14:53:58.514	1:10.486	+3.107	25.498	23.729	21.259							
2	14:55:08.913	1:10.399	+3.020	25.674	23.481	21.244							
3	14:56:18.561	1:09.648	+2.269	25.174	23.194	21.280							
4	14:57:27.963	1:09.402	+2.023	25.321	23.026	21.055							
5	14:58:36.768	1:08.805	+1.426	25.023	22.887	20.895							
6	14:59:45.005	1:08.237	+0.858	24.423	22.346	21.468							
7	15:00:52.384	1:07.379		24.380	22.168	20.831							
8	15:02:00.709	1:08.325	+0.946	24.197	21.949	22.179							

DMKM - Mini

Test-Session 4

Track length: 1.190 Km

Session Started: 17:35:24

Best Lap by: 285 - Felix Groneck - 55.480

Rank	#	Driver	Nat	Sponsor Entrant	Nat	License E-License	Make	laps	Best Lap	Diff	In Lap	Penalty
1	285	Felix Groneck	DEU	CRG Holland	NLD	NKA16373 IBL15521007	CRG/TM/Vega	15	55.480		11	
2	221	Devin Titz	DEU	CRG Holland	NLD	NKA14835 IBL15521	CRG/TM/Vega	14	55.501	0.021	12	
3	208	Roman Meister	DEU	TSUNAMI R.T.	ITA	NKA27196 IBL181	KR/IAME/Vega	15	55.547	0.067	13	
4	244	Milan Rossi	DEU	Lanari Racing Team	DEU	NKA13619 KBF17166	KR/IAME/Vega	10	55.567	0.087	8	
5	237	William Sterup Nielsen	DNK	CRG-Deutschland	DEU	NKA95174 KBF42811	CRG/TM/Vega	15	55.591	0.111	13	
6	247	Ben Schumacher	DEU	ADAC Team Weser-Ems e.V. CRG Holland	NLD	NKA10666 IBL15521008	CRG/TM/Vega	15	55.687	0.207	12	
7	241	Damian Luca Zeller	DEU	APEX Performance	DEU	NKA28615 KBF38438	Maranello/TM/Vega	13	55.705	0.225	12	
8	313	David Kovac	CZE	Skylark's	CZE	NKA24AS0668 IDC24AT00701	Praga/TM/Vega	15	55.709	0.229	15	
9	224	Paul Bernhard	DEU	Valler Motorsport	DEU	NKA41687 KBF39300	Energy/TM/Vega	14	55.755	0.275	13	
10	301	Senn Lindeman	NLD	Paauwer Kart Racing	NLD	NKA50470 IBL19655006	Birel ART/TM/Vega	14	55.758	0.278	13	
11	222	Carlos Nees	DEU	NEES RACING	DEU	NKA17874 KBF17863	KR/IAME/Vega	10	55.763	0.283	10	
12	219	Gustav Christensen	SWE	CRG Holland	NLD	NKA133604 IBL15521	CRG/TM/Vega	11	55.796	0.316	9	
13	304	Tiberius Müller	DEU	NEES RACING	DEU	NKA21274 KBF17863	Redspeed/IAME/Vega	12	55.815	0.335	12	
14	255	Alex Huizer	NLD	CRG Holland	NLD	NKA52410 IBL15521007	CRG/TM /Vega	15	55.834	0.354	14	
15	310	Pavel Petras	CZE	Duck Racing	CZE	ITG24AS0435 KBF2401191	Drago corse/TM/Vega	15	55.840	0.360	14	
16	214	Henri Möhring	DEU	ADAC Hessen-Thüringen e.V. TB Racing Team	DEU	NKA16972 KBF38262	KR/IAME/Vega	15	55.868	0.388	14	
17	249	Jonas Hubacek	CZE	Michal Hubacek	CZE	NKA24AS0050 IBL24AT00121	MS KART/TM/Vega	15	55.952	0.472	14	
18	311	Peter Gunther Mayer	CZE	SKYLARKS Karting Team	CZE	ITC-C24AS0680 IBL24AT00701	Praga/IAME/Vega	15	55.988	0.508	12	
19	309	Zdenek Babicek	CZE	TEPZ RACING TEAM	CZE	ITG24AS0179 IBL24AT00581	MS KART/IAME/Vega	15	56.023	0.543	15	
20	277	Nick Ried	DEU	Lanari Racing Team	DEU	NKA10695 KBF17166	KR/IAME/Vega	9	56.040	0.560	7	
21	233	Ruben Opitz	DEU	NEES RACING	DEU	NKA10450 KBF38362	KR/IAME/Vega	10	56.053	0.573	10	
22	274	Bruno Kortekaas	NLD	CRG Holland	NLD	NKA52405 IBL15521007	CRG/TM/Vega	14	56.065	0.585	14	
23	207	Ruudi Algre	EST	Maranello SRP Factory Team	DEU	NKA26406 KBF38275	Maranello/TM/Vega	12	56.135	0.655	10	
24	266	Lean Kircher	DEU	ADAC Hessen-Thüringen e.V. Ebert Motorsport	DEU	NKA25532 KBF38528	Alonso Kart/TM/Vega	12	56.273	0.793	11	
25	312	Minjae Kim	KOR	Dörr Motorsport	DEU	ITGDK018575 BIC38420	KR/IAME/Vega	12	56.294	0.814	12	
26	211	Presian Stoyanov	DEU	ADAC Berlin-Brandenburg e.V. TR Motorsport	DEU	NKA30339 KBF42809	RS/IAME/Vega	14	56.301	0.821	11	
27	308	Julian van de Coterlet	NLD	Falcon racing team	NLD	NKA123445 BIC11345	Falcon/IAME/Vega	15	56.326	0.846	12	
28	225	Noel Mannsperger	DEU	NEES RACING	DEU	NKA11122 KBF17863	KR/IAME/Vega	11	56.341	0.861	7	
29	294	Leo Klok	NLD	Miranda Klok-Holtjer	NLD	NKA52623 BEK52403	Oberon/IAME/Vega	14	56.427	0.947	10	
30	223	Alexandr Machac	CZE	SIM-ON	DEU	NTG C24AS0666 KBF39246	Drago Corse/TM/Vega	15	56.447	0.967	11	
31	275	Mico Lionn Schweers	DEU	Swantje Schweers	DEU	NKA26817 BEK26817	Oberon/IAME/Vega	15	56.454	0.974	10	
32	220	Neo Knapp	DEU	Team NKS	DEU	NKA11204 KBF42057	DAB/TM/Vega	13	56.510	1.030	11	
33	246	Marvin Zimmermann	DEU	NEES RACING	DEU	NKA10834 KBF17863	KR/IAME/Vega	11	56.542	1.062	11	
34	306	Sebastian Novak	CZE	Tomsped Racing Team	CZE	IACJ24AS0462 IBL24AT01081	Parolin/TM/Vega	15	56.584	1.104	13	
35	316	Matej Havlik	CZE	Skylarks	CZE	ITC-C24AS1746 IBL24AT00701	Praga/TM/Vega	14	56.691	1.211	12	
36	212	Jonathan Maier	DEU	7L-Performance	DEU	NKA41248 KBF38668	Tony Kart/TM/Vega	15	56.775	1.295	11	
37	314	Jokubas Vaskelis	LTU	VSI Intrepid baltic team	LTU	NKA2024-KN/073 IBL2024-KL/12	Intrepid/TM/Vega	15	56.831	1.351	14	
38	261	Semih Bektas	DEU	Lanari Racing Team	DEU	NKA42993 BIC17166	KR/IAME/Vega	8	57.291	1.811	6	


Timekeeper
M.Riehmers

Race Director
H.Seidel

Page 1/1

These results are provisional until the conclusion of any judicial and technical matters!

Printed: 14.06.2024 / 17:52



INT. ADAC Kartrennen Wackersdorf

DMKM - Mini

Pro Kart Raceland Wackersdorf 1,190 Km

Test-Session 4

14.06.2024 17:30

Practice (15:00 Time) started at 17:35:24

Lap	Time of Day	Lap Tm	Diff	S1 Tm	S2 Tm	S3 Tm
(285) Felix Groneck						
1	17:37:38.307	59.734	+4.254	22.159	18.885	18.690
2	17:38:36.315	58.008	+2.528	21.256	18.684	18.068
3	17:39:34.359	58.044	+2.564	21.504	18.537	18.003
4	17:40:33.427	59.068	+3.588	21.315	18.802	18.951
5	17:41:31.115	57.688	+2.208	20.739	18.266	18.683
6	17:42:27.620	56.505	+1.025	20.730	17.923	17.852
7	17:43:23.787	56.167	+0.687	20.610	17.869	17.688
8	17:44:20.402	56.615	+1.135	20.608	17.736	18.271
9	17:45:17.363	56.961	+1.481	20.639	17.675	18.647
10	17:46:13.303	55.940	+0.460	20.555	17.765	17.620
11	17:47:08.783	55.480		20.403	17.691	17.886
12	17:48:04.381	55.598	+0.118	20.357	17.810	17.431
13	17:49:00.185	55.804	+0.324	20.336	17.854	17.614
14	17:49:55.777	55.592	+0.112	20.540	17.632	17.420
15	17:50:52.173	56.396	+0.916	20.511	18.279	17.606

(221) Devin Titz						
1	17:37:36.519	59.791	+4.290	22.553	18.831	18.407
2	17:38:35.474	58.955	+3.454	21.770	18.886	18.299
3	17:39:34.117	58.643	+3.142	22.096	18.560	17.987
4	17:40:32.914	58.797	+3.296	21.373	18.641	18.783
5	17:41:30.303	57.389	+1.888	20.835	18.358	18.196
6	17:42:27.287	56.984	+1.483	20.682	18.159	18.143
7	17:43:23.466	56.179	+0.678	20.460	18.055	17.664
8	17:44:21.792	58.326	+2.825	20.421	17.885	20.020
9	17:46:14.727	1:52.935	+57.434	1:16.966	18.136	17.833
10	17:47:10.432	56.705	+0.204	20.282	17.739	17.684
11	17:48:05.986	55.554	+0.053	20.158	17.826	17.570
12	17:49:01.487	55.501		20.319	17.698	17.484
13	17:49:57.027	55.540	+0.039	20.284	17.742	17.514
14	17:50:52.709	55.682	+0.181	20.168	17.743	17.771

(208) Roman Meister						
1	17:37:35.632	1:00.054	+4.507	22.121	19.385	18.548
2	17:38:34.634	58.902	+3.355	21.665	19.032	18.205
3	17:39:32.786	58.252	+2.705	21.434	18.732	18.086
4	17:40:31.315	58.529	+2.982	20.949	18.579	19.001
5	17:41:28.587	57.272	+1.725	20.939	18.233	18.100
6	17:42:25.587	57.000	+1.453	20.782	18.192	18.026
7	17:43:22.341	56.754	+1.207	20.680	18.082	17.992
8	17:44:19.746	57.405	+1.858	21.381	17.925	18.099
9	17:45:16.172	56.426	+0.879	20.739	17.772	17.915
10	17:46:12.356	56.184	+0.637	20.575	18.025	17.584
11	17:47:08.224	55.868	+0.321	20.433	17.862	17.573
12	17:48:03.991	55.767	+0.220	20.376	17.803	17.588
13	17:48:59.538	55.547		20.324	17.745	17.478
14	17:49:55.353	55.815	+0.268	20.723	17.668	17.424
15	17:50:51.937	56.584	+1.037	20.774	18.158	17.652

(244) Milan Rossi						
1	17:41:15.478	56.696	+1.129	20.813	17.967	17.916
2	17:42:11.590	56.112	+0.545	20.557	17.788	17.767
3	17:43:07.683	56.093	+0.526	20.432	17.777	17.884
4	17:44:04.564	56.881	+1.314	21.031	18.092	17.758
5	17:45:00.480	55.916	+0.349	20.425	17.654	17.837
6	17:45:56.871	56.391	+0.824	20.347	17.724	18.320
7	17:47:43.038	1:46.167	+50.600	1:10.366	18.123	17.678
8	17:48:38.605	55.557		20.384	17.708	17.475
9	17:49:34.727	56.122	+0.555	20.675	17.888	17.559
10	17:50:31.005	56.278	+0.711	20.867	17.905	17.506

(237) William Sterup Nielsen						
1	17:37:34.933	59.816	+4.224	22.206	19.096	18.513
2	17:38:34.185	59.252	+3.661	21.775	18.881	18.596
3	17:39:32.635	58.450	+2.859	21.475	18.636	18.339
4	17:40:31.859	59.224	+3.633	21.219	18.797	19.208
5	17:41:28.940	57.081	+1.490	20.932	18.170	17.979
6	17:42:25.901	56.961	+1.370	20.922	18.098	17.941
7	17:43:22.445	56.544	+0.953	20.811	17.878	17.855
8	17:44:18.968	56.523	+0.932	20.893	17.781	17.849
9	17:45:15.289	56.321	+0.730	20.739	17.738	17.844
10	17:46:11.434	56.145	+0.554	20.766	17.709	17.670

Lap	Time of Day	Lap Tm	Diff	S1 Tm	S2 Tm	S3 Tm
11	17:47:07.346	55.912	+0.321	20.633	17.721	17.558
12	17:48:03.253	55.907	+0.316	20.672	17.754	17.481
13	17:48:58.844	55.591		20.564	17.671	17.356
14	17:49:54.644	55.800	+0.209	20.560	17.628	17.612
15	17:50:50.424	55.780	+0.189	20.545	17.776	17.459

(247) Ben Schumacher						
1	17:37:37.158	59.969	+4.282	22.317	19.241	18.411
2	17:38:35.911	58.753	+3.066	21.498	18.867	18.388
3	17:39:33.906	57.995	+2.308	21.246	18.523	18.226
4	17:40:32.970	59.064	+3.377	21.719	18.746	18.599
5	17:41:30.566	57.596	+1.909	21.028	18.293	18.275
6	17:42:27.163	56.597	+0.910	20.667	18.073	17.857
7	17:43:23.638	56.475	+0.788	20.820	17.945	17.710
8	17:44:20.245	56.607	+0.920	20.586	17.882	18.139
9	17:45:16.873	56.628	+0.941	20.544	17.797	18.287
10	17:46:12.693	55.820	+0.133	20.476	17.892	17.452
11	17:47:08.523	55.830	+0.143	20.479	17.876	17.475
12	17:48:04.210	55.687		20.378	17.794	17.515
13	17:49:01.699	57.489	+1.802	20.357	17.977	19.155
14	17:49:57.495	55.796	+0.109	20.383	17.903	17.510
15	17:50:53.451	55.956	+0.269	20.357	18.010	17.589

(241) Damian Luca Zeller						
1	17:37:59.265	59.858	+4.163	21.957	19.193	18.708
2	17:38:58.440	59.175	+3.470	21.995	18.979	18.201
3	17:39:57.347	58.907	+3.202	21.605	18.665	18.637
4	17:40:55.372	58.025	+2.320	21.749	18.172	18.104
5	17:41:52.130	56.768	+1.053	20.591	18.130	18.037
6	17:42:49.110	56.980	+1.275	20.551	17.980	18.449
7	17:44:52.883	2:03.773	+1:08.068	1:23.939	20.503	19.331
8	17:45:49.398	56.515	+0.810	20.626	17.902	17.987
9	17:46:45.338	55.940	+0.235	20.359	17.807	17.774
10	17:47:41.367	56.029	+0.324	20.367	17.920	17.742
11	17:48:37.540	56.173	+0.468	20.389	17.991	17.793
12	17:49:33.245	55.705		20.360	17.693	17.652
13	17:50:29.258	56.013	+0.308	20.410	17.895	17.708

(313) David Kovac						
1	17:37:36.222	59.958	+4.249	22.247	19.135	18.576
2	17:38:35.262	59.040	+3.331	21.781	18.999	18.260
3	17:39:33.907	58.645	+2.936	21.626	18.653	18.366
4	17:40:32.557	58.650	+2.941	21.557	18.532	18.561
5	17:41:31.597	59.040	+3.331	21.036	18.630	19.374
6	17:42:30.016	58.419	+2.710	21.912	18.527	17.980
7	17:43:27.141	57.125	+1.416	20.841	18.347	17.937
8	17:44:23.969	56.828	+1.119	20.743	18.296	17.789
9	17:45:24.826	1:00.857	+5.148	23.012	19.900	17.945
10	17:46:21.070	56.244	+0.535	20.553	18.004	17.687
11	17:47:17.984	56.914	+1.205	20.585	18.185	18.144
12	17:48:14.294	56.310	+0.601	20.591	17.829	17.890
13	17:49:10.318	56.024	+0.315	20.497	17.877	17.650
14	17:50:06.274	55.956	+0.247	20.490	17.870	17.596
15	17:51:01.983	55.709		20.375	17.831	17.503

(224) Paul Bernhard						
1	17:37:48.604	1:02.088	+6.333	23.524	19.795	18.769
2	17:38:48.295	59.691	+3.936	21.866	19.153	18.672
3	17:39:47.052</					

INT. ADAC Kartrennen Wackersdorf

DMKM - Mini

Pro Kart Raceland Wackersdorf 1,190 Km

Test-Session 4

14.06.2024 17:30

Practice (15:00 Time) started at 17:35:24

Lap	Time of Day	Lap Tm	Diff	S1 Tm	S2 Tm	S3 Tm
3	17:39:29.778	58.210	+2.452	21.289	18.605	18.316
4	17:40:27.518	57.740	+1.982	21.147	18.306	18.287
5	17:41:24.451	56.933	+1.175	20.907	18.080	17.946
6	17:42:21.444	56.993	+1.235	20.909	18.107	17.977
7	17:43:18.421	56.977	+1.219	20.929	18.063	17.985
8	17:44:16.545	58.124	+2.366	21.016	18.164	18.944
9	17:46:04.476	1:47.931	+52.173	1:08.689	21.234	18.008
10	17:47:00.779	56.303	+0.545	20.674	17.934	17.695
11	17:47:56.951	56.172	+0.414	20.603	17.860	17.709
12	17:48:54.101	57.150	+1.392	20.672	18.943	17.535
13	17:49:49.859	55.758		20.410	17.784	17.564
14	17:50:45.932	56.073	+0.315	20.518	17.879	17.676

Lap	Time of Day	Lap Tm	Diff	S1 Tm	S2 Tm	S3 Tm
5	17:41:32.050	57.879	+2.039	21.265	18.246	18.368
6	17:42:31.172	59.122	+3.282	22.077	18.696	18.349
7	17:43:27.676	56.504	+0.664	20.493	18.039	17.972
8	17:44:25.000	57.324	+1.484	20.635	18.004	18.685
9	17:45:21.866	56.866	+1.026	20.662	18.104	18.100
10	17:46:18.470	56.604	+0.764	20.779	18.150	17.675
11	17:47:14.720	56.250	+0.410	20.565	18.030	17.655
12	17:48:10.830	56.110	+0.270	20.520	17.984	17.606
13	17:49:07.918	57.088	+1.248	20.491	18.101	18.496
14	17:50:03.758	55.840		20.387	17.861	17.592
15	17:50:59.678	55.920	+0.080	20.466	17.904	17.650

(222) Carlos Nees

1	17:41:04.442	57.314	+1.551	20.852	18.275	18.187
2	17:42:01.354	56.912	+1.149	20.884	18.065	17.963
3	17:42:57.965	56.611	+0.848	20.623	18.008	17.980
4	17:43:54.446	56.481	+0.718	20.578	18.003	17.900
5	17:44:52.810	58.364	+2.601	20.621	18.127	19.616
6	17:45:50.318	57.508	+0.545	20.479	19.068	17.961
7	17:47:59.345	2:09.027	+1:13.264	1:33.123	18.097	17.807
8	17:48:55.266	55.921	+0.158	20.451	17.868	17.602
9	17:49:51.177	55.911	+0.148	20.458	17.819	17.634
10	17:50:46.940	55.768		20.454	17.700	17.609

(214) Henri Möhring

1	17:37:28.192	1:00.728	+4.860	22.191	19.781	18.756
2	17:38:27.906	59.714	+3.846	21.775	19.195	18.744
3	17:39:27.833	59.927	+4.059	22.917	18.691	18.319
4	17:40:25.282	57.449	+1.581	21.081	18.234	18.134
5	17:41:22.421	57.139	+1.271	20.959	18.084	18.096
6	17:42:19.141	56.720	+0.852	20.789	18.022	17.909
7	17:43:15.828	56.687	+0.819	20.627	17.913	18.147
8	17:44:11.834	56.006	+0.138	20.598	17.702	17.706
9	17:45:08.379	56.545	+0.677	20.851	17.937	17.757
10	17:46:05.102	56.723	+0.855	20.579	18.175	17.969
11	17:47:01.815	56.713	+0.845	20.636	18.399	17.678
12	17:47:57.854	56.039	+0.171	20.659	17.796	17.584
13	17:48:53.913	56.059	+0.191	20.631	17.930	17.498
14	17:49:49.781	55.868		20.398	17.802	17.668
15	17:50:46.876	57.095	+1.227	20.519	18.386	18.190

(219) Gustav Christensen

1	17:37:40.691	59.957	+4.161	21.817	19.533	18.607
2	17:38:40.259	59.568	+3.772	22.084	19.117	18.367
3	17:39:39.072	58.813	+3.017	21.449	18.686	18.686
4	17:40:37.287	58.215	+2.419	21.368	18.433	18.414
5	17:41:36.442	59.155	+3.359	21.381	18.404	19.370
6	17:44:35.179	2:58.737	+2:02.941	2:22.619	18.115	18.003
7	17:45:31.443	56.264	+0.468	20.848	17.786	17.630
8	17:46:27.415	55.972	+0.176	20.563	17.894	17.625
9	17:47:23.211	55.796		20.407	17.837	17.552
10	17:48:19.356	56.145	+0.349	20.724	17.842	17.579
11	17:49:15.554	56.198	+0.402	20.427	18.093	17.678

(249) Jonas Hubacek

1	17:37:41.578	59.895	+3.943	22.019	19.272	18.604
2	17:38:40.693	59.115	+3.163	21.495	19.122	18.498
3	17:39:39.374	58.681	+2.729	21.455	18.725	18.501
4	17:40:37.385	58.011	+2.059	21.244	18.484	18.283
5	17:41:35.064	57.679	+1.727	21.103	18.534	18.042
6	17:42:32.318	57.254	+1.302	20.907	18.249	18.098
7	17:43:29.032	56.714	+0.762	20.789	18.189	17.736
8	17:44:26.051	57.019	+1.067	21.052	18.083	17.884
9	17:45:22.484	56.433	+0.481	20.758	17.949	17.726
10	17:46:19.336	56.852	+0.900	20.634	18.150	18.068
11	17:47:15.502	56.166	+0.214	20.430	18.100	17.636
12	17:48:11.530	56.028	+0.076	20.565	17.940	17.523
13	17:49:07.539	56.009	+0.057	20.563	17.820	17.626
14	17:50:03.491	55.952		20.483	17.868	17.601
15	17:50:59.513	56.022	+0.070	20.425	17.842	17.755

(304) Tiberius Müller

1	17:39:59.706	57.705	+1.890	21.215	18.383	18.107
2	17:40:57.862	58.156	+2.341	21.126	18.872	18.158
3	17:41:54.758	56.896	+1.081	20.994	17.955	17.947
4	17:42:50.978	56.220	+0.405	20.519	17.955	17.746
5	17:43:47.324	56.346	+0.531	20.590	17.912	17.844
6	17:44:43.558	56.234	+0.419	20.655	17.892	17.687
7	17:45:39.787	56.229	+0.414	20.600	17.957	17.672
8	17:46:36.254	56.467	+0.652	20.458	17.905	18.104
9	17:48:26.511	1:50.257	+54.442	1:14.029	18.179	18.049
10	17:49:22.613	56.102	+0.287	20.531	17.962	17.609
11	17:50:18.765	56.152	+0.337	20.609	18.002	17.541
12	17:51:14.580	55.815		20.409	17.884	17.522

(311) Peter Gunther Mayer

1	17:37:29.766	59.408	+3.420	22.109	19.156	18.143
2	17:38:28.591	58.825	+2.837	21.547	18.928	18.350
3	17:39:26.813	58.222	+2.234	21.574	18.499	18.149
4	17:40:24.379	57.566	+1.578	21.085	18.301	18.180
5	17:41:21.699	57.320	+1.332	21.261	18.034	18.025
6	17:42:18.512	56.813	+0.825	21.083	17.916	17.814
7	17:43:15.078	56.566	+0.578	20.746	17.869	17.951
8	17:44:11.376	56.298	+0.310	20.758	17.928	17.612
9	17:45:07.936	56.560	+0.572	21.028	17.815	17.717
10	17:46:05.166	57.230	+1.242	20.799	18.517	17.914
11	17:47:01.529	56.363	+0.375	20.714	18.120	17.529
12	17:47:57.517	55.988		20.698	17.852	17.438
13	17:48:53.637	56.120	+0.132	20.731	17.896	17.493
14	17:49:49.639	56.002	+0.014	20.519	17.896	17.587
15	17:50:46.656	57.017	+1.029	20.902	18.123	17.992

(255) Alex Huizer

1	17:37:37.787	59.951	+4.117	22.125	19.074	18.752
2	17:38:37.107	59.320	+3.486	21.640	19.126	18.554
3	17:39:35.203	58.096	+2.262	21.294	18.536	18.266
4	17:40:33.925	58.722	+2.888	21.732	18.391	18.599
5	17:41:31.627	57.702	+1.868	20.943	18.536	18.223
6	17:42:30.422	58.795	+2.961	21.601	18.608	18.586
7	17:43:27.549	57.127	+1.293	20.848	18.308	17.971
8	17:44:24.442	56.893	+1.059	20.533	18.304	18.056
9	17:45:21.838	57.396	+1.562	20.940	18.130	18.326
10	17:46:19.042	57.204	+1.370	21.120	18.109	17.975
11	17:47:15.187	56.145	+0.311	20.507	18.053	17.585
12	17:48:11.085	55.898	+0.064	20.321	18.057	17.520
13	17:49:07.355	56.270	+0.436	20.404	18.045	17.821
14	17:50:03.189	55.834		20.394	17.863	17.577
15	17:50:59.139	55.950	+0.116	20.361	17.855	17.734

(309) Zdenek Babicek

1	17:37:29.704	59.465	+3.442	22.029	19.219	18.217
2	17:38:28.240	58.536	+2.513	21.444	18.787	18.305
3	17:39:26.578	58.338	+2.315	21.273	18.693	18.372
4	17:40:24.313	57.735	+1.712	21.160	18.258	18.317
5	17:41:21.618	57.305	+1.282	21.161	18.070	18.074
6	17:42:18.578	56.960	+0.937	21.008	17.934	18.018
7	17:43:15.539	56.961	+0.938	21.008	17.739	18.214
8	17:44:11.589	56.050	+0.027	20.692	17.701	17.657
9	17:45:07.659	56.070	+0.047	20.609	17.701	17.760
10	17:46:04.080	56.421	+0.398	20.630	17.919	17.872

(310) Pavel Petras

1	17:37:38.747	1:00.531	+4.691	22.052	19.207	19.272
2	17:38:37.484	58.737	+2.897	21.439	18.854	18.444
3	17:39:35.704	58.220	+2.380	21.292	18.726	18.202
4	17:40:34.171	58.467	+2.627	21.384	18.426	18.657

Orbits



INT. ADAC Kartrennen Wackersdorf

DMKM - Mini

Pro Kart Raceland Wackersdorf 1,190 Km

Test-Session 4

14.06.2024 17:30

Practice (15:00 Time) started at 17:35:24

Lap	Time of Day	Lap Tm	Diff	S1 Tm	S2 Tm	S3 Tm
11	17:47:00.164	56.084	+0.061	20.498	17.851	17.735
12	17:47:56.343	56.179	+0.156	20.594	17.812	17.773
13	17:48:54.372	58.029	+2.006	22.250	18.229	17.550
14	17:49:50.537	56.165	+0.142	20.600	17.782	17.783
15	17:50:46.560	56.023		20.339	17.933	17.751

(277) Nick Ried

1	17:41:55.234	57.443	+1.403	21.308	17.965	18.170
2	17:42:51.644	56.410	+0.370	20.692	17.911	17.807
3	17:43:48.392	56.748	+0.708	20.599	17.986	18.163
4	17:44:44.453	56.061	+0.021	20.520	17.834	17.707
5	17:45:40.501	56.048	+0.008	20.519	17.880	17.649
6	17:46:36.588	56.087	+0.047	20.571	17.850	17.666
7	17:47:32.628	56.040		20.497	17.889	17.654
8	17:48:32.595	59.967	+3.927	20.985	19.122	19.860
9	17:50:32.243	1:59.648	+1:03.608	1:17.389	20.414	21.845

(233) Ruben Opitz

1	17:41:10.631	57.188	+1.135	20.920	18.154	18.114
2	17:42:07.289	56.658	+0.605	20.815	17.914	17.929
3	17:43:04.127	56.838	+0.785	20.769	18.100	17.969
4	17:44:00.450	56.323	+0.270	20.512	17.939	17.872
5	17:44:57.936	57.486	+1.433	20.937	17.968	18.581
6	17:45:54.457	56.521	+0.468	20.794	17.868	17.859
7	17:46:51.056	56.599	+0.546	20.647	17.960	17.992
8	17:47:47.651	56.595	+0.542	20.648	17.951	17.996
9	17:49:57.252	2:09.601	+1:13.548	1:33.699	18.043	17.859
10	17:50:53.305	56.053		20.449	18.065	17.539

(274) Bruno Kortekaas

1	17:37:38.595	59.576	+3.511	22.053	18.976	18.547
2	17:38:37.278	58.683	+2.618	21.222	18.920	18.541
3	17:39:35.269	57.991	+1.926	21.272	18.551	18.168
4	17:40:33.838	58.569	+2.504	21.475	18.419	18.675
5	17:41:31.560	57.722	+1.657	20.942	18.396	18.384
6	17:42:28.893	57.393	+1.268	20.901	18.310	18.122
7	17:43:26.548	57.655	+1.590	20.876	18.199	18.580
8	17:44:24.001	57.453	+1.388	20.967	18.364	18.122
9	17:45:21.763	57.762	+1.697	21.078	18.298	18.386
10	17:46:19.903	58.140	+2.075	21.056	18.222	18.862
11	17:48:26.576	2:06.673	+1:10.608	1:30.155	18.279	18.239
12	17:49:23.242	56.666	+0.601	20.748	17.987	17.931
13	17:50:19.577	56.335	+0.270	20.532	17.944	17.859
14	17:51:15.642	56.065		20.472	17.918	17.675

(207) Ruudi Algre

1	17:40:07.459	58.808	+2.673	21.691	18.738	18.379
2	17:41:05.180	57.721	+1.586	21.275	18.306	18.140
3	17:42:02.476	57.296	+1.161	21.062	18.175	18.059
4	17:42:59.045	56.569	+0.434	20.574	18.074	17.921
5	17:43:55.616	56.571	+0.436	20.659	18.172	17.740
6	17:44:52.518	56.902	+0.767	20.579	17.850	18.473
7	17:45:49.480	56.962	+0.827	20.631	17.911	18.420
8	17:46:45.780	56.300	+0.165	20.511	17.944	17.845
9	17:47:42.214	56.434	+0.299	20.489	18.073	17.872
10	17:48:38.349	56.135		20.428	17.917	17.790
11	17:49:34.641	56.292	+0.157	20.768	17.903	17.621
12	17:50:30.942	56.301	+0.166	20.662	17.982	17.657

(266) Lean Kircher

1	17:37:35.942	59.946	+3.673	22.341	18.986	18.619
2	17:38:35.190	59.248	+2.975	21.897	18.811	18.540
3	17:39:34.967	59.777	+3.504	22.522	18.914	18.341
4	17:40:34.182	59.215	+2.942	22.470	18.272	18.473
5	17:41:32.311	58.129	+1.856	21.567	18.305	18.257
6	17:42:31.441	59.130	+2.857	21.856	18.721	18.553
7	17:43:28.607	57.166	+0.893	20.896	18.103	18.167
8	17:44:27.617	59.010	+2.737	21.235	18.160	19.615
9	17:47:40.756	3:13.139	+2:16.866	2:36.637	18.349	18.153
10	17:48:38.217	57.461	+1.188	20.822	18.706	17.933
11	17:49:34.490	56.273		20.646	17.910	17.717
12	17:50:31.406	56.916	+0.643	20.961	18.222	17.733

(312) Minjane Kim

Lap	Time of Day	Lap Tm	Diff	S1 Tm	S2 Tm	S3 Tm
1	17:37:48.653	1:06.082	+9.788	24.381	21.457	20.244
2	17:38:52.700	1:04.047	+7.753	23.322	21.019	19.706
3	17:39:51.731	59.031	+2.737	21.990	18.398	18.643
4	17:40:51.047	59.316	+3.022	21.168	18.246	19.902
5	17:44:41.468	3:50.421	+2:54.127	3:13.895	18.274	18.252
6	17:45:38.234	56.766	+0.472	20.658	18.203	17.905
7	17:46:34.721	56.487	+0.193	20.592	17.960	17.935
8	17:47:31.123	56.402	+0.108	20.567	18.068	17.767
9	17:48:27.735	56.612	+0.318	20.612	18.122	17.878
10	17:49:24.114	56.379	+0.085	20.645	17.903	17.831
11	17:50:20.603	56.489	+0.195	20.596	17.969	17.924
12	17:51:16.897	56.294		20.544	18.029	17.721

(211) Presian Stoyanov

1	17:37:40.492	1:00.900	+4.599	22.651	19.544	18.705
2	17:38:40.455	59.963	+3.662	22.397	19.147	18.419
3	17:39:39.537	59.082	+2.781	21.514	18.684	18.884
4	17:40:37.635	58.098	+1.797	21.309	18.545	18.244
5	17:41:35.682	58.047	+1.746	21.231	18.345	18.471
6	17:42:33.115	57.493	+1.132	21.200	18.085	18.148
7	17:43:30.262	57.147	+0.846	21.113	18.145	17.889
8	17:44:28.760	58.498	+2.197	21.240	18.387	18.871
9	17:46:25.880	1:57.120	+1:00.819	1:20.646	18.580	17.894
10	17:47:22.229	56.349	+0.048	20.737	18.016	17.596
11	17:48:18.530	56.301		20.636	18.099	17.566
12	17:49:15.085	56.555	+0.254	20.721	18.086	17.748
13	17:50:11.696	56.611	+0.310	20.796	18.179	17.636
14	17:51:09.117	57.421	+1.120	20.670	18.318	18.433

(308) Julian van de Coteleret

1	17:37:47.839	1:02.047	+5.721	22.580	19.515	19.952
2	17:38:47.119	59.280	+2.954	21.844	18.841	18.595
3	17:39:45.511	58.392	+2.066	21.446	18.581	18.365
4	17:40:43.330	57.819	+1.493	21.195	18.362	18.262
5	17:41:41.051	57.721	+1.395	21.429	18.240	18.052
6	17:42:37.939	56.888	+0.562	20.760	18.162	17.966
7	17:43:35.306	57.367	+1.041	20.762	17.990	18.615
8	17:44:31.782	56.476	+0.150	20.717	17.938	17.821
9	17:45:28.384	56.602	+0.276	20.833	17.990	17.779
10	17:46:25.598	57.214	+0.888	21.231	18.253	17.730
11	17:47:22.086	56.488	+0.162	20.563	18.030	17.895
12	17:48:18.412	56.326		20.595	17.994	17.737
13	17:49:15.146	56.734	+0.408	20.586	18.088	18.060
14	17:50:11.916	56.770	+0.444	20.858	18.326	17.586
15	17:51:09.072	57.156	+0.830	20.696	17.959	18.501

(225) Noel Mannsperger

1	17:39:57.637	58.318	+1.977	21.318	18.312	18.688
2	17:40:55.009	57.372	+1.031	21.212	18.089	18.071
3	17:41:53.183	58.174	+1.833	20.829	18.116	19.229
4	17:42:50.055	56.872	+0.531	20.887	17.902	18.083
5	17:43:47.138	57.083	+0.742	20.669	17.930	18.484
6	17:45:55.198	2:08.060	+1:11.719	1:31.952	18.175	17.933
7	17:46:51.539	56.341		20.529	17.810	18.002
8	17:47:48.236	56.697	+0.356	20.878	18.035	17.784
9	17:48:44.692	56.456	+0.115	20.481	17.928	18.047
10	17:49:41.268	56.576	+0.235	20.685	17.986	17.905
11	17:50:38.272	57.004	+0.663	20.666	18.095	18.243

(294) Leo Klok

1	17:37:47.476	1:03.153	+6.726	22.968	20.332	19.853
2	17:38:47.877	1:00.401	+3.974	22.471	19.063	18.867
3	17:39:47.583	59.706	+3.279	22.169	18.835	18.702
4	17:40:49.835	1:02.252	+5.825	21.346	18.849	22.057
5	17:41:48.598	58.763	+2.336	21.577	18.496	18.690
6	17:43:33.925	1:45.327	+48.900	1:08.563	18.581	18.183
7	17:44:31.451	57.526	+1.099	21.176	18.140	18.210
8	17:45:28.197	56.746	+0.319	20.866	17.972	17.908
9	17:46:25.278	57.081	+0.654	21.095	18.080	17.906
10	17:47:21.705	56.427		20.690	18.016	17.721
11	17:48:18.432	56.727	+0.300	20.643	18.116	17.968
12	17:49:15.677	57.245	+0.818	21.065	18.460	17.720

INT. ADAC Kartrennen Wackersdorf

DMKM - Mini

Pro Kart Racelad Wackersdorf 1,190 Km

Test-Session 4

14.06.2024 17:30

Practice (15:00 Time) started at 17:35:24

Lap	Time of Day	Lap Tm	Diff	S1 Tm	S2 Tm	S3 Tm
(223) Alexandr Machac						
1	17:37:50.532	1:01.744	+5.297	22.041	20.315	19.388
2	17:38:51.040	1:00.508	+4.061	22.082	19.503	18.923
3	17:39:49.622	58.582	+2.135	21.360	18.672	18.550
4	17:40:47.982	58.360	+1.913	21.009	18.235	19.116
5	17:41:46.665	58.683	+2.236	21.470	18.562	18.651
6	17:42:43.738	57.073	+0.626	20.793	18.149	18.131
7	17:43:41.422	57.684	+1.237	21.001	18.280	18.403
8	17:44:38.352	56.930	+0.483	20.776	18.131	18.023
9	17:45:34.902	56.550	+0.103	20.640	18.070	17.840
10	17:46:31.541	56.639	+0.192	20.559	18.261	17.819
11	17:47:27.988	56.447		20.637	18.079	17.731
12	17:48:24.470	56.482	+0.035	20.770	18.052	17.660
13	17:49:20.966	56.496	+0.049	20.667	18.190	17.639
14	17:50:17.445	56.479	+0.032	20.735	18.204	17.540
15	17:51:14.062	56.617	+0.170	20.825	18.065	17.727

(275) Mico Linn Schwuers						
1	17:37:48.509	1:02.697	+6.243	23.121	20.048	19.528
2	17:38:48.729	1:00.220	+3.766	22.282	19.222	18.716
3	17:39:47.826	59.097	+2.643	21.703	18.833	18.561
4	17:40:47.736	59.910	+3.456	21.319	18.752	19.839
5	17:41:46.949	59.213	+2.759	21.467	18.745	19.001
6	17:42:44.949	58.000	+1.546	21.433	18.311	18.256
7	17:43:42.582	57.633	+1.179	21.275	18.143	18.215
8	17:44:39.993	57.411	+0.957	21.181	18.154	18.076
9	17:45:36.692	56.699	+0.245	20.786	18.055	17.858
10	17:46:33.146	56.454		20.734	18.016	17.704
11	17:47:30.742	57.596	+1.142	20.814	18.602	18.180
12	17:48:27.610	56.868	+0.414	20.713	18.213	17.942
13	17:49:24.643	57.033	+0.579	20.983	18.050	18.000
14	17:50:21.324	56.681	+0.227	20.639	18.024	18.018
15	17:51:17.833	56.509	+0.055	20.699	18.132	17.678

(220) Neo Knapp						
1	17:37:41.961	59.615	+3.105	22.216	18.891	18.508
2	17:38:42.092	1:00.131	+3.621	21.883	19.602	18.646
3	17:40:33.952	1:51.860	+55.350	21.308	18.700	1:11.852
4	17:41:31.830	57.878	+1.368	21.326	18.329	18.223
5	17:42:30.320	58.490	+1.980	22.065	18.376	18.049
6	17:43:28.138	57.818	+1.308	20.884	18.219	18.715
7	17:45:11.637	1:43.499	+46.989	1:06.868	18.520	18.111
8	17:46:08.417	56.780	+0.270	20.672	18.186	17.922
9	17:47:05.137	56.720	+0.210	20.732	18.243	17.745
10	17:48:01.821	56.684	+0.174	20.756	18.130	17.798
11	17:48:58.331	56.510		20.714	18.027	17.769
12	17:49:55.189	56.858	+0.348	20.598	18.030	18.230
13	17:50:52.862	57.673	+1.163	21.533	18.063	18.077

(246) Marvin Zimmermann						
1	17:41:07.170	58.035	+1.493	21.247	18.400	18.388
2	17:42:05.454	58.284	+1.742	21.526	18.358	18.400
3	17:43:03.039	57.585	+1.043	21.151	18.222	18.212
4	17:44:00.323	57.284	+0.742	20.978	18.152	18.154
5	17:44:57.811	57.488	+0.946	20.870	18.194	18.424
6	17:45:55.601	57.790	+1.248	21.534	18.171	18.085
7	17:46:52.517	56.916	+0.374	20.902	17.979	17.979
8	17:47:49.890	57.373	+0.831	21.047	18.209	18.117
9	17:48:46.570	56.680	+0.138	20.749	18.164	17.767
10	17:49:43.222	56.652	+0.110	20.806	18.025	17.821
11	17:50:39.764	56.542		20.689	18.063	17.790

(306) Sebastian Novak						
1	17:37:50.965	1:01.499	+4.915	22.558	19.738	19.203
2	17:38:51.548	1:00.583	+3.999	22.488	19.292	18.803
3	17:39:50.737	59.189	+2.605	21.480	18.593	19.116
4	17:40:50.071	59.334	+2.750	21.386	18.335	19.613
5	17:41:48.631	58.560	+1.976	21.531	18.611	18.418
6	17:42:46.138	57.507	+0.923	20.907	18.020	18.580
7	17:43:43.614	57.476	+0.892	20.894	18.173	18.409
8	17:44:41.610	57.996	+1.412	21.468	18.452	18.076
9	17:45:38.738	57.128	+0.544	20.906	18.229	17.993
10	17:46:35.633	56.895	+0.311	20.798	18.306	17.791

Lap	Time of Day	Lap Tm	Diff	S1 Tm	S2 Tm	S3 Tm
11	17:47:32.402	56.769	+0.185	20.745	18.160	17.864
12	17:48:29.349	56.947	+0.363	20.751	18.306	17.890
13	17:49:25.933	56.584		20.732	18.108	17.744
14	17:50:22.944	57.011	+0.427	20.789	18.275	17.947
15	17:51:19.715	56.771	+0.187	20.791	18.131	17.849

(316) Matej Havlik						
1	17:37:49.706	1:03.737	+7.046	24.309	20.457	18.971
2	17:39:15.640	1:25.934	+29.243	46.807	19.364	19.763
3	17:40:14.444	58.804	+2.113	21.421	18.740	18.643
4	17:41:12.372	57.928	+1.237	21.010	18.447	18.471
5	17:42:10.029	57.657	+0.966	21.029	18.435	18.193
6	17:43:07.646	57.617	+0.926	20.896	18.608	18.113
7	17:44:04.997	57.351	+0.660	20.933	18.365	18.053
8	17:45:02.025	57.028	+0.337	20.950	17.971	18.107
9	17:46:06.651	1:04.626	+7.935	26.416	18.924	19.286
10	17:47:04.099	57.448	+0.757	21.333	18.283	17.832
11	17:48:01.046	56.947	+0.256	20.709	18.315	17.923
12	17:48:57.737	56.691		20.688	18.203	17.800
13	17:49:54.626	56.889	+0.198	20.745	18.040	18.104
14	17:50:52.711	58.085	+1.394	21.340	18.468	18.277

(212) Jonathan Maier						
1	17:37:41.579	1:00.824	+4.049	22.349	19.670	18.805
2	17:38:42.595	1:01.016	+4.241	21.988	20.108	18.920
3	17:39:41.545	58.950	+2.175	21.730	18.708	18.512
4	17:40:39.980	58.435	+1.660	21.562	18.526	18.347
5	17:41:38.204	58.224	+1.449	21.551	18.385	18.288
6	17:42:36.270	58.066	+1.291	21.471	18.251	18.344
7	17:43:34.390	58.120	+1.345	21.423	18.465	18.232
8	17:44:31.782	57.392	+0.617	21.170	18.164	18.058
9	17:45:29.033	57.261	+0.476	21.069	18.195	17.987
10	17:46:26.149	57.116	+0.341	21.086	18.101	17.929
11	17:47:22.924	56.775		20.845	18.153	17.777
12	17:48:20.119	57.195	+0.420	21.304	18.096	17.795
13	17:49:17.021	56.902	+0.127	20.849	18.304	17.749
14	17:50:14.291	57.270	+0.495	20.906	18.471	17.893
15	17:51:11.233	56.942	+0.167	20.937	18.149	17.856

(314) Jokubas Vaskelis						
1	17:37:49.335	1:03.255	+6.424	24.052	20.157	19.046
2	17:38:49.652	1:00.317	+3.486	22.415	19.161	18.741
3	17:39:48.519	58.867	+2.036	21.449	18.770	18.648
4	17:40:47.757	59.238	+2.407	21.239	18.629	19.370
5	17:41:45.963	58.206	+1.375	21.181	18.483	18.542
6	17:42:43.598	57.635	+0.804	20.860	18.483	18.292
7	17:43:41.599	58.001	+1.170	21.318	18.372	18.311
8	17:44:39.040	57.441	+0.610	20.868	18.290	18.283
9	17:45:36.107	57.067	+0.236	20.692	18.228	18.147
10	17:46:33.009	56.902	+0.071	20.636	18.260	18.006
11	17:47:30.469	57.460	+0.629	20.760	18.693	18.007
12	17:48:27.301	56.832	+0.001	20.646	18.218	17.968
13	17:49:24.711	57.410	+0.579	20.615	18.162	18.633
14	17:50:21.542	56.831		20.927	18.066	17.838
15	17:51:18.459	56.917	+0.086	20.809	18.212	17.896

(261) Semih Bektas						
1	17:38:08.258	59.568	+2.277	22.133	19.170	18.26

DMKM - Mini

Free Practice

Track length: 1.190 Km

Session Started: 9:15:18

Best Lap by: 214 - Henri Möhring - 1:08.804

Rank	#	Driver	Nat	Sponsor Entrant	Nat	License E-License	Make	laps	Best Lap	Diff	In Lap	Penalty
1	214	Henri Möhring	DEU	ADAC Hessen-Thüringen e.V. TB Racing Team	DEU	NKA16972 KBF38262	KR/IAME/Vega	7	1:08.804		7	
2	309	Zdenek Babicek	CZE	TEPZ RACING TEAM	CZE	ITG24AS0179 IBL24AT00581	MS KART/IAME/Vega	8	1:09.078	0.274	7	
3	304	Tiberius Müller	DEU	NEES RACING	DEU	NKA21274 KBF17863	Redspeed/IAME/Vega	8	1:09.153	0.349	8	
4	225	Noel Mannsperger	DEU	NEES RACING	DEU	NKA11122 KBF17863	KR/IAME/Vega	8	1:09.180	0.376	8	
5	301	Senn Lindeman	NLD	Paauper Kart Racing	NLD	NKA50470 IBL19655006	Birel ART/TM/Vega	8	1:09.258	0.454	7	
6	244	Milan Rossi	DEU	Lanari Racing Team	DEU	NKA13619 KBF17166	KR/IAME/Vega	7	1:09.318	0.514	7	
7	311	Peter Gunther Mayer	CZE	SKYLARKS Karting Team	CZE	ITC-C24AS0680 IBL24AT00701	Praga/IAME/Vega	7	1:09.469	0.665	7	
8	222	Carlos Nees	DEU	NEES RACING	DEU	NKA17874 KBF17863	KR/IAME/Vega	6	1:09.555	0.751	6	
9	219	Gustav Christensen	SWE	CRG Holland	NLD	NKA133604 IBL15521	CRG/TM/Vega	8	1:09.558	0.754	6	
10	249	Jonas Hubacek	CZE	Michal Hubacek	CZE	NKA24AS0050 IBL24AT00121	MS KART/TM/Vega	8	1:09.558	0.754	6	
11	247	Ben Schumacher	DEU	ADAC Team Weser-Ems e.V. CRG Holland	NLD	NKA10666 IBL15521008	CRG/TM/Vega	8	1:09.700	0.896	5	
12	294	Leo Klok	NLD	Miranda Klok-Holtjer	NLD	NKA52623 BEK52403	Oberon/IAME/Vega	8	1:09.744	0.940	7	
13	208	Roman Meister	DEU	TSUNAMI R.T.	ITA	NKA27196 IBL181	KR/IAME/Vega	8	1:09.842	1.038	7	
14	308	Julian van de Coterlet	NLD	Falcon racing team	NLD	NKA123445 BIC11345	Falcon/IAME/Vega	7	1:09.885	1.081	7	
15	275	Mico Lionn Schweers	DEU	Swantje Schweers	DEU	NKA26817 BEK26817	Oberon/IAME/Vega	8	1:09.959	1.155	3	
16	221	Devin Titz	DEU	CRG Holland	NLD	NKA14835 IBL15521	CRG/TM/Vega	8	1:09.999	1.195	7	
17	266	Lean Kircher	DEU	ADAC Hessen-Thüringen e.V. Ebert Motorsport	DEU	NKA25532 KBF38528	Alonso Kart/TM/Vega	7	1:10.075	1.271	5	
18	207	Ruudi Algre	EST	Maranello SRP Factory Team	DEU	NKA26406 KBF38275	Maranello/TM/Vega	7	1:10.146	1.342	7	
19	306	Sebastian Novak	CZE	Tomsped Racing Team	CZE	IACJ24AS0462 IBL24AT01081	Parolin/TM/Vega	7	1:10.213	1.409	3	
20	211	Presian Stoyanov	DEU	ADAC Berlin-Brandenburg e.V. TR Motorsport	DEU	NKA30339 KBF42809	RS/IAME/Vega	8	1:10.243	1.439	4	
21	241	Damian Luca Zeller	DEU	APEX Performance	DEU	NKA28615 KBF38438	Maranello/TM/Vega	8	1:10.257	1.453	5	
22	233	Ruben Opitz	DEU	NEES RACING	DEU	NKA10450 KBF38362	KR/IAME/Vega	6	1:10.290	1.486	6	
23	274	Bruno Kortekaas	NLD	CRG Holland	NLD	NKA52405 IBL15521007	CRG/TM/Vega	8	1:10.293	1.489	4	
24	310	Pavel Petras	CZE	Duck Racing	CZE	ITG24AS0435 KBF2401191	Drago corse/TM/Vega	2	1:10.298	1.494	2	
25	277	Nick Ried	DEU	Lanari Racing Team	DEU	NKA10695 KBF17166	KR/IAME/Vega	6	1:10.438	1.634	4	
26	212	Jonathan Maier	DEU	7L-Performance	DEU	NKA41248 KBF38668	Tony Kart/TM/Vega	7	1:10.585	1.781	7	
27	255	Alex Huizer	NLD	CRG Holland	NLD	NKA52410 IBL15521007	CRG/TM /Vega	8	1:10.613	1.809	8	
28	224	Paul Bernhard	DEU	Valier Motorsport	DEU	NKA41687 KBF39300	Energy/TM/Vega	8	1:10.639	1.835	7	
29	237	William Sterup Nielsen	DNK	CRG-Deutschland	DEU	NKA95174 KBF42811	CRG/TM/Vega	8	1:10.656	1.852	1	
30	220	Neo Knapp	DEU	Team NKS	DEU	NKA11204 KBF42057	DR/TM/Vega	6	1:10.734	1.930	6	
31	261	Semih Bektas	DEU	Lanari Racing Team	DEU	NKA42993 BIC17166	KR/IAME/Vega	7	1:10.792	1.988	7	
32	285	Felix Groneck	DEU	CRG Holland	NLD	NKA16373 IBL15521007	CRG/TM/Vega	7	1:10.904	2.100	1	
33	246	Marvin Zimmermann	DEU	NEES RACING	DEU	NKA10834 KBF17863	KR/IAME/Vega	7	1:10.915	2.111	5	
34	313	David Kovac	CZE	Skylark's	CZE	NKA24AS0688 IDC24AT00701	Praga/TM/Vega	7	1:10.920	2.116	4	
35	312	Minjae Kim	KOR	Dörr Motorsport	DEU	ITGDK018575 BIC38420	KR/IAME/Vega	8	1:11.202	2.398	4	
36	223	Alexandr Machac	CZE	SIM-ON	DEU	NTG C24AS0666 KBF39246	Drago Corse/TM/Vega	1	1:12.123	3.319	1	


Timekeeper
M.Riehmers

Race Director
H.Seidel

Page 1/1

These results are provisional until the conclusion of any judicial and technical matters!

Printed: 15.06.2024 / 09:26



INT. ADAC Kartrennen Wackersdorf

DMKM - Mini

Pro Kart Raceland Wackersdorf 1,190 Km

Free Practice

15.06.2024 09:15

Practice (10:00 Time) started at 9:15:18

Lap	Time of Day	Lap Tm	Diff	S1 Tm	S2 Tm	S3 Tm
(214) Henri Möhring						
1	9:18:19.976	1:08.973	+0.169	25.162	22.909	20.902
2	9:19:42.169	1:22.193	+13.389	31.723	29.607	20.863
3	9:20:51.557	1:09.388	+0.584	25.132	23.146	21.110
4	9:22:00.731	1:09.174	+0.370	25.194	23.087	20.893
5	9:23:09.666	1:08.935	+0.131	24.886	23.140	20.909
6	9:24:19.299	1:09.633	+0.829	24.862	23.802	20.969
7	9:25:28.103	1:08.804		24.835	23.171	20.798
(309) Zdenek Babicek						
1	9:17:45.214	1:09.776	+0.698	25.427	23.528	20.821
2	9:18:54.945	1:09.731	+0.653	25.234	23.428	21.069
3	9:20:04.347	1:09.402	+0.324	25.189	23.286	20.927
4	9:21:13.671	1:09.324	+0.246	25.276	23.195	20.853
5	9:22:22.789	1:09.118	+0.040	25.131	23.016	20.971
6	9:23:32.452	1:09.663	+0.585	25.380	23.369	20.914
7	9:24:41.530	1:09.078		25.111	23.196	20.771
8	9:25:50.961	1:09.431	+0.353	25.283	23.158	20.990
(304) Tiberius Müller						
1	9:17:57.528	1:10.643	+1.490	25.958	23.245	21.440
2	9:19:06.971	1:09.443	+0.290	24.890	23.686	20.867
3	9:20:16.477	1:09.506	+0.353	25.135	23.407	20.964
4	9:21:26.234	1:09.757	+0.604	25.072	23.701	20.984
5	9:22:35.546	1:09.312	+0.159	25.465	23.053	20.794
6	9:23:45.499	1:09.953	+0.800	25.022	23.659	21.272
7	9:24:55.350	1:09.851	+0.698	25.602	23.285	20.964
8	9:26:04.503	1:09.153		25.132	23.083	20.938
(225) Noel Mannsperger						
1	9:17:56.332	1:10.505	+1.325	26.133	23.315	21.057
2	9:19:06.717	1:10.385	+1.205	25.720	23.488	21.177
3	9:20:17.033	1:10.316	+1.136	25.756	23.358	21.202
4	9:21:26.718	1:09.685	+0.505	25.793	23.000	20.892
5	9:22:47.909	1:21.191	+12.011	25.883	34.498	20.810
6	9:23:57.519	1:09.610	+0.430	25.537	23.252	20.821
7	9:25:07.313	1:09.794	+0.614	25.453	23.232	21.109
8	9:26:16.493	1:09.180		25.216	23.015	20.949
(301) Senn Lindeman						
1	9:17:48.947	1:10.152	+0.894	25.646	23.456	21.050
2	9:18:58.600	1:09.653	+0.395	25.292	23.428	20.933
3	9:20:08.335	1:09.735	+0.477	25.164	23.694	20.877
4	9:21:17.754	1:09.419	+0.161	25.109	23.439	20.871
5	9:22:27.348	1:09.594	+0.336	25.105	23.558	20.931
6	9:23:36.991	1:09.643	+0.385	25.113	23.576	20.954
7	9:24:46.249	1:09.258		25.086	23.332	20.840
8	9:25:55.908	1:09.659	+0.401	25.136	23.630	20.893
(244) Milan Rossi						
1	9:17:43.896	1:09.661	+0.343	25.409	23.408	20.844
2	9:18:53.393	1:09.497	+0.179	25.294	23.265	20.938
3	9:20:02.853	1:09.460	+0.142	25.245	23.332	20.883
4	9:21:12.259	1:09.406	+0.088	25.273	23.251	20.882
5	9:22:22.791	1:10.532	+1.214	25.223	23.084	22.225
6	9:24:25.671	2:02.880	+53.562	1:17.861	23.856	21.163
7	9:25:34.989	1:09.318		25.138	23.190	20.990
(311) Peter Gunther Mayer						
1	9:18:19.909	1:11.038	+1.569	25.768	24.023	21.247
2	9:19:30.584	1:10.675	+1.206	25.705	23.663	21.307
3	9:20:40.669	1:10.085	+0.616	25.379	23.512	21.194
4	9:21:50.267	1:09.598	+0.129	25.151	23.163	21.284
5	9:23:00.266	1:09.999	+0.530	25.740	23.384	20.875
6	9:24:13.560	1:13.294	+3.825	25.825	23.433	24.036
7	9:25:23.029	1:09.469		25.206	23.369	20.894
(222) Carlos Nees						
1	9:18:06.402	1:10.247	+0.692	25.553	23.729	20.965
2	9:19:16.127	1:09.725	+0.170	25.354	23.508	20.863
3	9:20:28.244	1:12.117	+2.562	25.467	25.017	21.633
4	9:23:03.510	2:35.266	+1:25.711	1:50.669	23.654	20.943
5	9:24:13.185	1:09.675	+0.120	25.155	23.541	20.979

Lap	Time of Day	Lap Tm	Diff	S1 Tm	S2 Tm	S3 Tm
6	9:25:22.740	1:09.555		25.084	23.533	20.938
(219) Gustav Christensen						
1	9:17:57.767	1:11.135	+1.577	25.717	23.614	21.804
2	9:19:09.350	1:11.583	+2.025	25.293	24.068	22.222
3	9:20:19.346	1:09.996	+0.438	25.358	23.656	20.982
4	9:21:29.252	1:09.906	+0.348	25.229	23.545	21.132
5	9:22:39.677	1:10.425	+0.867	25.483	23.766	21.176
6	9:23:49.235	1:09.558		25.308	23.312	20.938
7	9:24:58.886	1:09.651	+0.093	25.104	23.518	21.029
8	9:26:08.876	1:09.990	+0.432	25.276	23.652	21.062
(249) Jonas Hubacek						
1	9:17:52.735	1:10.933	+1.375	25.626	24.277	21.030
2	9:19:02.789	1:10.054	+0.496	25.549	23.625	20.880
3	9:20:12.869	1:10.080	+0.522	25.544	23.398	21.138
4	9:21:23.062	1:10.193	+0.635	25.751	23.589	20.853
5	9:22:33.515	1:10.453	+0.895	25.757	23.674	21.022
6	9:23:43.073	1:09.558		25.189	23.423	20.946
7	9:24:52.736	1:09.663	+0.105	25.069	23.569	21.025
8	9:26:02.702	1:09.966	+0.408	25.513	23.558	20.895
(247) Ben Schumacher						
1	9:17:54.347	1:10.266	+0.566	25.574	23.711	20.981
2	9:19:05.083	1:10.736	+1.036	25.462	23.693	21.581
3	9:20:15.950	1:10.867	+1.167	25.964	23.654	21.249
4	9:21:26.475	1:10.525	+0.825	25.745	23.730	21.050
5	9:22:36.175	1:09.700		25.563	23.166	20.971
6	9:23:46.086	1:09.911	+0.211	25.281	23.363	21.267
7	9:24:55.937	1:09.851	+0.151	25.184	23.471	21.196
8	9:26:05.910	1:09.973	+0.273	25.628	23.295	21.050
(294) Leo Klok						
1	9:17:53.591	1:10.888	+1.144	25.958	23.593	21.337
2	9:19:04.432	1:10.841	+1.097	25.751	23.622	21.468
3	9:20:14.219	1:09.787	+0.043	25.461	23.213	21.113
4	9:21:24.403	1:10.184	+0.440	25.457	23.608	21.119
5	9:22:34.314	1:09.911	+0.167	25.529	23.340	21.042
6	9:23:44.288	1:11.114	+1.370	25.371	24.012	21.731
7	9:24:55.172	1:09.744		25.264	23.265	21.215
8	9:26:05.532	1:10.360	+0.616	26.050	23.026	21.284
(208) Roman Meister						
1	9:17:52.203	1:11.503	+1.661	26.123	24.298	21.082
2	9:19:02.679	1:10.476	+0.634	25.531	23.827	21.118
3	9:20:13.159	1:10.480	+0.638	25.738	23.703	21.039
4	9:21:24.034	1:10.875	+1.033	26.004	23.759	21.112
5	9:22:34.539	1:10.505	+0.663	25.753	23.946	20.806
6	9:23:44.264	1:11.725	+1.883	25.674	24.188	21.863
7	9:24:54.106	1:09.842		25.334	23.538	20.970
8	9:26:06.220	1:10.114	+0.272	25.708	23.413	20.993
(308) Julian van de Coterlet						
1	9:18:34.250	1:10.900	+1.015	25.733	24.027	21.140
2	9:19:56.864	1:22.614	+12.729	37.805	23.791	21.018
3	9:21:07.172	1:10.308	+0.423	25.675	23.571	21.062
4	9:22:17.306	1:10.134	+0.249	25.392	23.789	20.953
5	9:23:27.228	1:09.922	+0.037	25.436	23.559	20.927
6	9:24:37.238	1:10.010	+0.125	25.567	23.431	21.012
7	9:25:47.123	1:09.885		25.483	23.434	20.968
(275) Mico Lionn Schweers						
1	9:17:53.378	1:11.387	+1.428	25.765	24.427	21.195
2	9:19:03.932	1:10.554	+0.595	25.602	23.802	21.150
3	9:20:13.891	1:09.959		25.664	23.245	21.050
4	9:21:23.900	1:10.009	+0.050	25.426	23.423	21.160
5	9:22:33.983	1:10.083	+0.124	25.599	23.328	21.156
6	9:23:45.314	1:11.331	+1.372	25.663	24.157	21.521
7	9:24:55.621	1:10.307	+0.348	25.541	23.404	21.362
8	9:26:05.716	1:10.095	+0.136	25.645	23.334	21.116
(221) Devin Titz						
1	9:17:55.817	1:10.961	+0.962	25.92		

INT. ADAC Kartrennen Wackersdorf

DMKM - Mini

Pro Kart Raceland Wackersdorf 1,190 Km

Free Practice

15.06.2024 09:15

Practice (10:00 Time) started at 9:15:18

Lap	Time of Day	Lap Tm	Diff	S1 Tm	S2 Tm	S3 Tm
3	9:20:16.909	1:10.450	+0.451	25.475	23.809	21.166
4	9:21:27.300	1:10.391	+0.392	25.569	23.679	21.143
5	9:22:37.597	1:10.297	+0.298	25.537	23.711	21.049
6	9:23:47.659	1:10.062	+0.063	25.478	23.478	21.106
7	9:24:57.658	1:09.999		25.504	23.401	21.094
8	9:26:07.997	1:10.339	+0.340	25.717	23.403	21.219

(266) Lean Kircher

1	9:18:19.095	1:12.201	+2.126	26.510	24.207	21.484
2	9:19:29.481	1:10.386	+0.311	25.610	23.560	21.216
3	9:20:39.733	1:10.252	+0.177	25.533	23.674	21.045
4	9:21:50.122	1:10.389	+0.314	25.650	23.441	21.298
5	9:23:00.197	1:10.075		25.599	23.337	21.139
6	9:24:10.557	1:10.360	+0.285	25.660	23.511	21.189
7	9:25:20.891	1:10.334	+0.259	25.676	23.466	21.192

(207) Ruudi Algre

1	9:18:10.919	1:15.407	+5.261	25.664	28.545	21.198
2	9:19:21.496	1:10.577	+0.431	25.488	23.787	21.302
3	9:20:31.975	1:10.479	+0.333	25.677	23.794	21.008
4	9:21:45.138	1:13.163	+3.017	25.923	23.575	23.665
5	9:24:01.870	2:16.732	+1.06.586	1:28.002	27.768	20.962
6	9:25:12.241	1:10.371	+0.225	25.661	23.652	21.058
7	9:26:22.387	1:10.146		25.638	23.350	21.158

(306) Sebastian Novak

1	9:18:36.415	1:10.537	+0.324	26.044	23.259	21.234
2	9:19:47.121	1:10.706	+0.493	25.486	23.879	21.341
3	9:20:57.334	1:10.213		25.492	23.368	21.353
4	9:22:07.672	1:10.338	+0.125	25.637	23.367	21.334
5	9:23:18.639	1:10.967	+0.754	25.801	23.636	21.530
6	9:24:29.290	1:10.651	+0.438	25.618	23.558	21.475
7	9:25:40.007	1:10.717	+0.504	25.663	23.537	21.517

(211) Presian Stoyanov

1	9:17:51.862	1:10.621	+0.378	25.793	23.765	21.063
2	9:19:02.357	1:10.495	+0.252	25.613	23.716	21.166
3	9:20:12.746	1:10.389	+0.146	25.553	23.573	21.263
4	9:21:22.989	1:10.243		25.636	23.503	21.104
5	9:22:33.678	1:10.689	+0.446	25.564	23.719	21.406
6	9:23:43.974	1:10.296	+0.053	25.521	23.636	21.139
7	9:24:54.282	1:10.308	+0.065	25.167	23.708	21.433
8	9:26:04.761	1:10.479	+0.236	25.382	23.880	21.217

(241) Damian Luca Zeller

1	9:17:58.438	1:11.623	+1.366	26.316	24.204	21.103
2	9:19:09.055	1:10.617	+0.360	25.599	23.775	21.243
3	9:20:20.321	1:11.266	+1.009	26.154	23.814	21.298
4	9:21:31.187	1:10.866	+0.609	25.865	23.904	21.097
5	9:22:41.444	1:10.257		25.527	23.737	20.993
6	9:23:51.727	1:10.283	+0.026	25.693	23.587	21.003
7	9:25:03.795	1:12.068	+1.811	27.445	23.520	21.103
8	9:26:14.309	1:10.514	+0.257	25.909	23.534	21.071

(233) Ruben Opitz

1	9:18:01.761	1:10.840	+0.550	25.738	23.794	21.308
2	9:19:13.975	1:12.214	+1.924	26.212	24.363	21.639
3	9:20:24.373	1:10.398	+0.108	25.636	23.630	21.132
4	9:21:36.247	1:11.874	+1.584	25.719	24.150	22.005
5	9:25:05.759	3:29.512	+2:19.222	2:42.958	25.158	21.396
6	9:26:16.049	1:10.290		25.728	23.567	20.995

(274) Bruno Kortekaas

1	9:17:56.070	1:11.704	+1.411	26.087	24.522	21.095
2	9:19:07.996	1:11.926	+1.633	26.287	24.370	21.269
3	9:20:18.685	1:10.689	+0.396	25.773	23.752	21.164
4	9:21:28.978	1:10.293		25.572	23.653	21.068
5	9:22:40.097	1:11.119	+0.826	26.107	23.792	21.220
6	9:23:50.509	1:10.412	+0.119	25.615	23.658	21.139
7	9:25:01.227	1:10.718	+0.425	25.848	23.780	21.090
8	9:26:11.867	1:10.640	+0.347	25.911	23.556	21.173

(310) Pavel Petras

1	9:17:49.754	1:11.142	+0.844	25.582	24.481	21.079
---	-------------	----------	--------	--------	--------	--------

Lap	Time of Day	Lap Tm	Diff	S1 Tm	S2 Tm	S3 Tm
2	9:19:00.052	1:10.298		25.533	23.751	21.014

(277) Nick Ried

1	9:17:52.658	1:11.547	+1.109	26.272	24.114	21.161
2	9:19:04.819	1:12.161	+1.723	26.166	24.265	21.730
3	9:20:15.663	1:10.844	+0.406	26.020	23.532	21.292
4	9:21:26.101	1:10.438		25.667	23.698	21.073
5	9:22:36.794	1:10.693	+0.255	26.097	23.430	21.166
6	9:23:48.824	1:12.030	+1.592	25.513	23.371	23.146

(212) Jonathan Maier

1	9:18:22.047	1:18.405	+7.820	29.408	25.456	23.541
2	9:19:35.134	1:13.087	+2.502	27.063	24.552	21.472
3	9:20:46.272	1:11.138	+0.563	25.529	24.031	21.578
4	9:21:57.218	1:10.946	+0.361	25.475	23.963	21.508
5	9:23:08.348	1:11.130	+0.545	25.461	24.145	21.524
6	9:24:20.279	1:11.931	+1.346	25.503	24.868	21.560
7	9:25:30.864	1:10.585		25.237	23.819	21.529

(255) Alex Huizer

1	9:17:57.048	1:11.369	+0.756	25.801	24.301	21.267
2	9:19:08.981	1:11.933	+1.320	25.650	24.536	21.747
3	9:20:20.233	1:11.252	+0.639	25.619	24.210	21.423
4	9:21:32.048	1:11.815	+1.202	25.936	24.259	21.620
5	9:22:42.804	1:10.756	+0.143	25.637	23.806	21.313
6	9:23:53.604	1:10.800	+0.187	25.576	23.945	21.279
7	9:25:05.272	1:11.668	+1.055	26.156	24.169	21.343
8	9:26:15.885	1:10.613		25.473	23.798	21.342

(224) Paul Bernhard

1	9:18:00.661	1:11.545	+0.906	26.370	23.936	21.239
2	9:19:11.672	1:11.011	+0.372	25.739	23.980	21.292
3	9:20:22.873	1:11.201	+0.562	25.888	24.040	21.273
4	9:21:35.856	1:12.983	+2.344	25.962	25.720	21.301
5	9:22:48.336	1:12.480	+1.841	25.835	24.437	22.208
6	9:23:59.293	1:10.957	+0.318	25.819	23.913	21.225
7	9:25:09.932	1:10.639		25.641	23.823	21.175
8	9:26:20.696	1:10.764	+0.125	25.738	23.750	21.276

(237) William Sterup Nielsen

1	9:17:48.175	1:10.656		25.641	23.517	21.498
2	9:18:59.555	1:11.380	+0.724	25.518	23.728	22.134
3	9:20:10.857	1:11.302	+0.646	25.811	23.978	21.513
4	9:21:21.841	1:10.984	+0.328	25.640	23.875	21.469
5	9:22:33.017	1:11.176	+0.520	25.730	23.878	21.568
6	9:23:46.716	1:13.699	+3.043	25.818	25.001	22.880
7	9:24:57.520	1:10.804	+0.148	25.628	23.771	21.405
8	9:26:08.835	1:11.315	+0.659	26.179	23.700	21.436

(220) Neo Knapp

1	9:18:19.264	1:24.798	+14.064	25.575	37.940	21.283
2	9:19:30.988	1:11.724	+0.990	25.963	23.873	21.888
3	9:20:42.438	1:11.450	+0.716	26.067	23.990	21.393
4	9:21:55.329	1:12.891	+2.157	26.065	24.125	22.701
5	9:24:33.853	2:38.524	+1:27.790	1:44.861	32.426	21.237
6	9:25:44.587	1:10.734		25.984	23.776	20.974

(261) Semih Bektas

1	9:18:11.094	1:12.662	+1.870	26.208	24.490	21.964
2	9:19:23.214	1:12.120	+1.328	26.631	24.148	21.341
3	9:20:34.519	1:11.305	+0.513	26.057	23.973	21.275
4	9:21:45.793	1:11.274	+0.482	25.967	23.822	21.485
5	9:22:56.623	1:10.830	+0.038	25.781	23.754	21.295
6	9:24:07.847	1:11.224	+0.432	25.971	24.107	21.146
7	9:25:18.639	1:10.792		25.692	23.868	21.232

(285) Felix Gronbeck

1	9:17:52.950	1:10.904		25.978	23.954	20.972
2	9:19:04.612	1:11.662	+0.758	26.133	24.060	21.469
3	9:20:16.079	1:11.467	+0.563	25.824	23.835	21.808
4	9:22:22.257	2:06.178	+55.274	1:20.140	23.806	22.232
5	9:23:34.308	1:12.051	+1.147	26.503	23.951	21.597
6	9:24:45.664	1:11.356	+0.452	26.113	23.654	21.589
7	9:25:58.079	1:12.415	+1.511	26.296	23.969	22.150

Orbits



INT. ADAC Kartrennen Wackersdorf

DMKM - Mini

Pro Kart Raceland Wackersdorf 1,190 Km

Free Practice

15.06.2024 09:15

Practice (10:00 Time) started at 9:15:18

Lap	Time of Day	Lap Tm	Diff	S1 Tm	S2 Tm	S3 Tm	Lap	Time of Day	Lap Tm	Diff	S1 Tm	S2 Tm	S3 Tm
(246) Marvin Zimmermann													
1	9:18:13.915	1:12.460	+1.545	26.633	24.353	21.474							
2	9:19:25.351	1:11.436	+0.521	26.062	23.996	21.378							
3	9:20:36.569	1:11.218	+0.303	26.116	23.953	21.149							
4	9:21:47.607	1:11.038	+0.123	26.007	23.635	21.396							
5	9:22:58.522	1:10.915		26.062	23.630	21.223							
6	9:24:11.032	1:12.510	+1.595	25.850	23.770	22.890							
7	9:25:46.253	1:35.221	+24.306	50.199	23.631	21.391							
(313) David Kovac													
1	9:18:16.621	1:12.034	+1.114	26.794	23.922	21.318							
2	9:19:40.494	1:23.873	+12.953	25.621	36.777	21.475							
3	9:20:51.831	1:11.397	+0.417	25.654	24.011	21.672							
4	9:22:02.751	1:10.920		25.665	23.812	21.443							
5	9:23:13.704	1:10.953	+0.033	25.718	23.769	21.466							
6	9:24:25.944	1:12.240	+1.320	26.781	23.865	21.594							
7	9:25:37.111	1:11.167	+0.247	25.709	23.805	21.653							
(312) Minjae Kim													
1	9:18:01.459	1:12.781	+1.579	26.594	24.927	21.260							
2	9:19:13.879	1:12.420	+1.218	26.372	24.559	21.489							
3	9:20:26.623	1:12.744	+1.542	27.285	24.114	21.345							
4	9:21:37.825	1:11.202		25.926	24.091	21.185							
5	9:22:49.884	1:12.059	+0.857	26.323	24.488	21.248							
6	9:24:01.383	1:11.499	+0.297	25.969	24.393	21.137							
7	9:25:12.629	1:11.246	+0.044	25.858	24.120	21.268							
8	9:26:26.636	1:14.007	+2.805	27.520	24.912	21.575							
(223) Alexandr Machac													
1	9:17:55.569	1:12.123		26.144	24.569	21.410							



INT. ADAC Kartrennen Wackersdorf

DMKM - Mini

Qualifying Practice

Qualifying (6:00 Time) started at 11:10:18

Pro Kart Raceland Wackersdorf 1,190 Km

15.06.2024 11:09

Lap	Time of Day	Lap Tm	Diff	S1 Tm	S2 Tm	S3 Tm
[244] Milan Rossi						
1	11:12:36.979	1:09.948	+0.678	25.351	23.444	21.153
2	11:13:47.076	1:10.097	+0.827	25.445	23.552	21.100
3	11:14:57.326	1:10.250	+0.980	25.600	23.442	21.208
4	11:16:06.863	1:09.537	+0.267	25.419	23.288	20.830
5	11:17:16.133	1:09.270		25.132	23.257	20.881

[309] Zdenek Babicek						
1	11:12:38.977	1:09.583		25.412	23.264	20.907
2	11:13:48.657	1:09.680	+0.097	25.393	23.246	21.041
3	11:14:58.254	1:09.597	+0.014	25.266	23.302	21.029
4	11:16:08.779	1:10.525	+0.942	25.603	23.627	21.295
5	11:17:18.393	1:09.614	+0.031	25.300	23.255	21.059

[222] Carlos Nees						
1	11:12:39.424	1:09.722		25.388	23.465	20.869
2	11:13:55.729	1:16.305	+6.583	32.031	23.394	20.880
3	11:15:06.800	1:11.071	+1.349	25.774	24.029	21.268
4	11:16:16.665	1:09.865	+0.143	25.299	23.555	21.011
5	11:17:26.501	1:09.836	+0.114	25.456	23.438	20.942

[311] Peter Gunther Mayer						
1	11:13:04.673	1:09.783		25.110	23.439	21.234
2	11:14:20.317	1:15.644	+5.861	25.465	28.666	21.513
3	11:15:30.168	1:09.851	+0.068	25.427	23.533	20.891
4	11:16:40.138	1:09.970	+0.187	25.502	23.504	20.964

[301] Senn Lindeman						
1	11:12:41.068	1:09.843		25.415	23.539	20.889
2	11:13:52.897	1:11.829	+1.986	26.228	23.846	21.755
3	11:15:02.959	1:10.062	+0.219	25.364	23.667	21.031
4	11:16:13.332	1:10.373	+0.530	25.557	23.773	21.043
5	11:17:23.698	1:10.366	+0.523	25.609	23.648	21.109

[304] Tiberius Müller						
1	11:12:43.769	1:11.338	+1.440	26.497	23.703	21.138
2	11:13:54.138	1:10.369	+0.471	25.611	23.635	21.123
3	11:15:04.188	1:10.050	+0.152	25.473	23.572	21.005
4	11:16:14.330	1:10.142	+0.244	25.617	23.387	21.138
5	11:17:24.228	1:09.898		25.809	23.189	20.900

[285] Felix Gronbeck						
1	11:12:42.384	1:09.921		25.721	23.282	20.918
2	11:13:53.034	1:10.650	+0.729	25.732	23.345	21.573
3	11:15:03.818	1:10.784	+0.863	25.604	24.151	21.029
4	11:16:14.281	1:10.463	+0.542	25.814	23.460	21.189
5	11:17:25.266	1:10.985	+1.064	26.161	23.430	21.394

[214] Henri Möhring						
1	11:12:36.729	1:09.986		25.361	23.565	21.060
2	11:13:46.931	1:10.202	+0.216	25.533	23.567	21.102
3	11:14:57.157	1:10.226	+0.240	25.567	23.526	21.133
4	11:16:09.005	1:11.848	+1.862	26.525	23.757	21.566
5	11:17:19.137	1:10.132	+0.146	25.600	23.402	21.130

[294] Leo Klok						
1	11:13:19.006	1:10.503	+0.479	25.594	23.651	21.258
2	11:14:29.386	1:10.380	+0.356	25.663	23.528	21.189
3	11:15:39.410	1:10.024		25.500	23.307	21.217
4	11:16:49.768	1:10.358	+0.334	25.643	23.490	21.225

[247] Ben Schumacher						
1	11:12:42.697	1:10.064		25.746	23.566	20.752
2	11:13:53.103	1:10.406	+0.342	25.645	23.381	21.380
3	11:15:03.890	1:10.787	+0.723	25.829	24.006	20.952
4	11:16:14.482	1:10.592	+0.528	26.098	23.605	20.889
5	11:17:25.080	1:10.598	+0.534	26.124	23.509	20.965

[277] Nick Ried						
1	11:12:40.762	1:10.092		25.584	23.477	21.031
2	11:13:51.944	1:11.182	+1.090	26.173	23.759	21.250
3	11:15:02.573	1:10.629	+0.537	25.665	23.630	21.334
4	11:16:13.148	1:10.575	+0.483	25.648	23.666	21.261

Lap	Time of Day	Lap Tm	Diff	S1 Tm	S2 Tm	S3 Tm
5	11:17:23.625	1:10.477	+0.385	25.624	23.607	21.246

[208] Roman Meister						
1	11:12:58.045	1:10.859	+0.733	26.006	23.636	21.217
2	11:14:09.493	1:11.448	+1.322	26.190	24.222	21.036
3	11:15:19.872	1:10.379	+0.253	25.685	23.686	21.008
4	11:16:29.998	1:10.126		25.547	23.457	21.122

[313] David Kovac						
1	11:12:44.894	1:10.724	+0.463	26.043	23.543	21.138
2	11:13:55.501	1:10.607	+0.346	25.918	23.572	21.117
3	11:15:06.968	1:11.467	+1.206	25.959	24.032	21.476
4	11:16:17.553	1:10.585	+0.324	25.717	23.690	21.178
5	11:17:27.814	1:10.261		25.415	23.580	21.266

[211] Presian Stoyanov						
1	11:12:48.771	1:11.084	+0.800	26.157	24.009	20.918
2	11:13:59.055	1:10.284		25.399	23.837	21.048
3	11:15:09.723	1:10.668	+0.384	25.740	23.874	21.054
4	11:16:20.385	1:10.662	+0.378	25.503	24.083	21.076

[219] Gustav Christensen						
1	11:12:47.834	1:10.437	+0.136	25.653	23.868	20.916
2	11:13:58.228	1:10.394	+0.093	25.656	23.679	21.059
3	11:15:08.529	1:10.301		25.289	23.967	21.045
4	11:16:19.138	1:10.609	+0.308	25.548	23.701	21.360

[241] Damian Luca Zeller						
1	11:12:53.730	1:14.431	+4.041	26.042	24.356	24.033
2	11:14:04.283	1:10.553	+0.163	25.639	23.858	21.056
3	11:15:14.673	1:10.390		25.592	23.746	21.052
4	11:16:28.573	1:13.900	+3.510	25.613	26.571	21.716

[312] Minjae Kim						
1	11:12:52.478	1:12.295	+1.891	26.062	24.334	21.899
2	11:14:03.484	1:11.006	+0.602	25.786	24.037	21.183
3	11:15:13.888	1:10.404		25.716	23.671	21.017
4	11:16:25.923	1:12.035	+1.631	25.722	24.514	21.799

[246] Marvin Zimmermann						
1	11:12:44.076	1:11.316	+0.871	26.398	23.684	21.234
2	11:13:54.797	1:10.721	+0.276	26.064	23.566	21.091
3	11:15:05.404	1:10.607	+0.162	25.774	23.579	21.254
4	11:16:16.849	1:10.445		25.827	23.433	21.185
5	11:17:26.356	1:10.507	+0.062	25.779	23.543	21.185

[275] Mico Lionn Schweers						
1	11:12:51.901	1:11.388	+0.895	25.999	23.925	21.464
2	11:14:02.394	1:10.493		25.614	23.398	21.481
3	11:15:13.573	1:11.179	+0.686	25.722	23.990	21.467
4	11:16:26.868	1:13.295	+2.802	25.801	26.725	21.769

[233] Ruben Opitz						
1	11:12:46.587	1:10.497		25.822	23.730	20.945
2	11:13:57.572	1:10.985	+0.488	26.013	23.645	21.327
3	11:15:08.377	1:10.805	+0.308	25.752	23.682	21.371
4	11:16:19.729	1:11.352	+0.855	25.898	24.423	21.031

[266] Lean Kircher						
1	11:12:50.026	1:11.353	+0.854	26.226	23.919	21.208
2	11:14:00.525	1:10.499		25.396	23.751	21.352
3	11:15:11.875	1:11.350	+0.851	25.776	24.368	21.206
4	11:16:22.558	1:10.683	+0.184	25.707	23.744	21.232

[224] Paul Bernhard						
1	11:12:46.469	1:10.687	+0.166	25.794	23.784	21.109
2	11:13:57.504	1:11.035	+0.514	25.901	23.777	21.357
3	11:15:08.025	1:10.521		25.652	23.640	21.229
4	11:16:18.769	1:10.744	+0.223	25.658	23.921	21.165

[225] Noel Mannsperger						
1	11:12:45.672	1:10.954	+0.414	26.050	23.593	21.311
2	11:13:56.862	1:11.190	+0.650	26.134	23.943	21.113
3	11:15:07.505	1:10.643	+0.103	25.569	23.706	21.368

Orbits

INT. ADAC Kartrennen Wackersdorf

DMKM - Mini

Pro Kart Raceland Wackersdorf 1,190 Km

Qualifying Practice

15.06.2024 11:09

Qualifying (6:00 Time) started at 11:10:18

Lap	Time of Day	Lap Tm	Diff	S1 Tm	S2 Tm	S3 Tm
4	11:16:18.045	1:10.540		25.704	23.685	21.151
(310) Pavel Petras						
1	11:13:16.502	1:11.611	+1.066	26.001	24.290	21.320
2	11:14:27.865	1:11.363	+0.818	26.000	24.112	21.251
3	11:15:38.410	1:10.545		25.567	23.776	21.202
4	11:16:49.137	1:10.727	+0.182	25.621	23.947	21.159

(220) Neo Knapp						
1	11:12:57.880	1:12.100	+1.285	26.399	24.097	21.604
2	11:14:09.785	1:11.905	+1.090	26.682	24.228	20.995
3	11:15:20.600	1:10.815		25.840	23.873	21.102
4	11:16:31.460	1:10.860	+0.045	25.841	23.795	21.224

(207) Ruudi Algre						
1	11:12:48.608	1:11.454	+0.639	26.506	23.907	21.041
2	11:13:59.580	1:10.972	+0.157	26.112	23.755	21.105
3	11:15:11.025	1:11.445	+0.630	25.879	24.394	21.172
4	11:16:21.840	1:10.815		26.058	23.584	21.173

(221) Devin Titz						
1	11:12:51.091	1:10.987	+0.158	25.688	23.956	21.343
2	11:14:01.922	1:10.831	+0.002	25.840	23.741	21.250
3	11:15:13.171	1:11.249	+0.420	26.057	23.855	21.337
4	11:16:24.000	1:10.829		25.750	23.821	21.258

(261) Semih Bektas						
1	11:12:47.622	1:10.861		25.872	23.910	21.079
2	11:13:58.807	1:11.185	+0.324	26.272	23.766	21.147
3	11:15:16.694	1:17.887	+7.026	26.222	30.184	21.481
4	11:16:28.727	1:12.033	+1.172	25.931	24.178	21.924

(237) William Sterup Nielsen						
1	11:12:49.416	1:11.327	+0.455	26.003	23.960	21.364
2	11:14:00.288	1:10.872		25.729	23.844	21.299
3	11:15:11.658	1:11.370	+0.498	25.747	24.337	21.286
4	11:16:23.021	1:11.363	+0.491	25.778	24.251	21.334

(308) Julian van de Coteleret						
1	11:12:50.348	1:11.823	+0.941	26.279	24.306	21.238
2	11:14:01.230	1:10.882		25.825	23.895	21.162
3	11:15:12.308	1:11.078	+0.196	25.637	24.120	21.321
4	11:16:23.370	1:11.062	+0.180	25.687	23.998	21.377

(249) Jonas Hubacek						
1	11:12:47.344	1:11.362	+0.373	26.133	24.031	21.198
2	11:13:58.347	1:11.003	+0.014	25.814	23.840	21.349
3	11:15:09.336	1:10.989		25.754	23.989	21.246
4	11:16:20.745	1:11.409	+0.420	25.694	24.429	21.286

(274) Bruno Kortekaas						
1	11:13:27.629	1:11.030		25.850	23.806	21.374
2	11:14:39.140	1:11.511	+0.481	25.866	23.905	21.740
3	11:15:50.375	1:11.235	+0.205	25.726	23.942	21.567

(255) Alex Huizer						
1	11:12:50.617	1:11.569	+0.521	26.092	24.103	21.374
2	11:14:01.665	1:11.048		25.724	23.977	21.347
3	11:15:13.350	1:11.685	+0.637	25.762	24.517	21.406
4	11:16:24.422	1:11.072	+0.024	25.873	23.872	21.327

(306) Sebastian Novak						
1	11:13:21.921	1:11.381		25.904	23.914	21.563
2	11:14:33.977	1:12.056	+0.675	26.363	23.844	21.849
3	11:15:45.940	1:11.963	+0.582	26.094	24.112	21.757
4	11:16:57.747	1:11.807	+0.426	26.040	23.993	21.774

(212) Jonathan Maier						
1	11:12:57.785	1:12.092	+0.407	26.124	24.239	21.729
2	11:14:10.617	1:12.832	+1.147	26.252	24.955	21.625
3	11:15:22.420	1:11.803	+0.118	26.212	24.066	21.525
4	11:16:34.105	1:11.685		26.001	24.161	21.523

(223) Alexandr Machac						
------------------------------	--	--	--	--	--	--

Lap	Time of Day	Lap Tm	Diff	S1 Tm	S2 Tm	S3 Tm
1	11:13:01.138	1:14.448	+1.706	27.316	25.149	21.983
2	11:14:14.229	1:13.091	+0.349	26.750	24.821	21.520
3	11:15:26.971	1:12.742		26.615	24.560	21.567
4	11:16:39.897	1:12.926	+0.184	26.797	24.550	21.579



DMKM - Mini

Qualifying Practice

Track length: 1.190 Km

Session Started: 11:10:18

Best Lap by: 244 - Milan Rossi - 1:09.270

Rank	#	Driver	Nat	Sponsor Entrant	Nat	License E-License	Make	laps	Best Lap	Diff	In Lap	Penalty
1	244	Milan Rossi	DEU	Lanari Racing Team	DEU	NKA13619 KBF17166	KR/IAME/Vega	5	1:09.270		5	
2	309	Zdenek Babicek	CZE	TEPZ RACING TEAM	CZE	ITG24AS0179 IBL24AT00581	MS KART/IAME/Vega	5	1:09.583	0.313	1	
3	222	Carlos Nees	DEU	NEES RACING	DEU	NKA17874 KBF17863	KR/IAME/Vega	5	1:09.722	0.452	1	
4	311	Peter Gunther Mayer	CZE	SKYLARKS Karting Team	CZE	ITC-C24AS0680 IBL24AT00701	Praga/IAME/Vega	4	1:09.783	0.513	1	
5	301	Senn Lindeman	NLD	Paauper Kart Racing	NLD	NKA50470 IBL19655006	Birel ART/TM/Vega	5	1:09.843	0.573	1	
6	304	Tiberius Müller	DEU	NEES RACING	DEU	NKA21274 KBF17863	Redspeed/IAME/Vega	5	1:09.898	0.628	5	
7	285	Felix Groneck	DEU	CRG Holland	NLD	NKA16373 IBL15521007	CRG/TM/Vega	5	1:09.921	0.651	1	
8	214	Henri Möhring	DEU	ADAC Hessen-Thüringen e.V. TB Racing Team	DEU	NKA16972 KBF38262	KR/IAME/Vega	5	1:09.986	0.716	1	
9	294	Leo Klok	NLD	Miranda Klok-Holtjer	NLD	NKA52623 BEK52403	Oberon/IAME/Vega	4	1:10.024	0.754	3	
10	247	Ben Schumacher	DEU	ADAC Team Weser-Ems e.V. CRG Holland	NLD	NKA10666 IBL15521008	CRG/TM/Vega	5	1:10.064	0.794	1	
11	277	Nick Ried	DEU	Lanari Racing Team	DEU	NKA10695 KBF17166	KR/IAME/Vega	5	1:10.092	0.822	1	
12	208	Roman Meister	DEU	TSUNAMI R.T.	ITA	NKA27196 IBL181	KR/IAME/Vega	4	1:10.126	0.856	4	
13	313	David Kovac	CZE	Skylark's	CZE	NKA24AS0668 IDC24AT00701	Praga/TM/Vega	5	1:10.261	0.991	5	
14	211	Presian Stoyanov	DEU	ADAC Berlin-Brandenburg e.V. TR Motorsport	DEU	NKA30339 KBF42809	RS/IAME/Vega	4	1:10.284	1.014	2	
15	219	Gustav Christensen	SWE	CRG Holland	NLD	NKA133604 IBL15521	CRG/TM/Vega	4	1:10.301	1.031	3	
16	241	Damian Luca Zeller	DEU	APEX Performance	DEU	NKA28615 KBF38438	Maranello/TM/Vega	4	1:10.390	1.120	3	
17	312	Minjae Kim	KOR	Dörr Motorsport	DEU	ITGDK018575 BIC38420	KR/IAME/Vega	4	1:10.404	1.134	3	
18	246	Marvin Zimmermann	DEU	NEES RACING	DEU	NKA10834 KBF17863	KR/IAME/Vega	5	1:10.445	1.175	4	
19	275	Mico Lionn Schweers	DEU	Swantje Schweers	DEU	NKA26817 BEK26817	Oberon/IAME/Vega	4	1:10.493	1.223	2	
20	233	Ruben Opitz	DEU	NEES RACING	DEU	NKA10450 KBF38362	KR/IAME/Vega	4	1:10.497	1.227	1	
21	224	Paul Bernhard	DEU	Valier Motorsport	DEU	NKA41687 KBF39300	Energy/TM/Vega	4	1:10.521	1.251	3	
22	225	Noel Mannsperger	DEU	NEES RACING	DEU	NKA11122 KBF17863	KR/IAME/Vega	4	1:10.540	1.270	4	
23	310	Pavel Petras	CZE	Duck Racing	CZE	ITG24AS0435 KBF2401191	Drago corse/TM/Vega	4	1:10.545	1.275	3	
24	220	Neo Knapp	DEU	Team NKS	DEU	NKA11204 KBF42057	DR/TM/Vega	4	1:10.815	1.545	3	
25	207	Ruudi Algre	EST	Maranello SRP Factory Team	DEU	NKA26406 KBF38275	Maranello/TM/Vega	4	1:10.815	1.545	4	
26	266	Lean Kircher	DEU	ADAC Hessen-Thüringen e.V. Ebert Motorsport	DEU	NKA25532 KBF38528	Alonso Kart/TM/Vega	4	1:10.499	1.229	2	+ 5 pos
27	221	Devin Titz	DEU	CRG Holland	NLD	NKA14835 IBL15521	CRG/TM/Vega	4	1:10.829	1.559	4	
28	261	Semih Bektas	DEU	Lanari Racing Team	DEU	NKA42993 BIC17166	KR/IAME/Vega	4	1:10.861	1.591	1	
29	237	William Sterup Nielsen	DNK	CRG-Deutschland	DEU	NKA95174 KBF42811	CRG/TM/Vega	4	1:10.872	1.602	2	
30	308	Julian van de Coteler	NLD	Falcon racing team	NLD	NKA123445 BIC11345	Falcon/IAME/Vega	4	1:10.882	1.612	2	
31	249	Jonas Hubacek	CZE	Michal Hubacek	CZE	NKA24AS0050 IBL24AT00121	MS KART/TM/Vega	4	1:10.989	1.719	3	
32	274	Bruno Kortekaas	NLD	CRG Holland	NLD	NKA52405 IBL15521007	CRG/TM/Vega	3	1:11.030	1.760	1	
33	255	Alex Huizer	NLD	CRG Holland	NLD	NKA52410 IBL15521007	CRG/TM /Vega	4	1:11.048	1.778	2	
34	306	Sebastian Novak	CZE	Tomsped Racing Team	CZE	IACJ24AS0462 IBL24AT01081	Parolin/TM/Vega	4	1:11.381	2.111	1	
35	212	Jonathan Maier	DEU	7L-Performance	DEU	NKA41248 KBF38668	Tony Kart/TM/Vega	4	1:11.685	2.415	4	
36	223	Alexandr Machac	CZE	SIM-ON	DEU	NTG C24AS0666 KBF39246	Drago Corse/TM/Vega	4	1:12.742	3.472	3	

Announcements

266 + 5 pos. front fairing


Timekeeper
M.Riehmers

Race Director
H.Seidel

Page 1/1

These results are provisional until the conclusion of any judicial and technical matters!

Printed: 15.06.2024 / 11:31



INT. ADAC Kartrennen Wackersdorf

DMKM - Mini

Qualifying Practice

Qualifying (6:00 Time) started at 11:10:18

Pro Kart Raceland Wackersdorf 1,190 Km

15.06.2024 11:09

Lap	Time of Day	Lap Tm	Diff	S1 Tm	S2 Tm	S3 Tm
(244) Milan Rossi						
1	11:12:36.979	1:09.948	+0.678	25.351	23.444	21.153
2	11:13:47.076	1:10.097	+0.827	25.445	23.552	21.100
3	11:14:57.326	1:10.250	+0.980	25.600	23.442	21.208
4	11:16:06.863	1:09.537	+0.267	25.419	23.288	20.830
5	11:17:16.133	1:09.270		25.132	23.257	20.881
(309) Zdenek Babicek						
1	11:12:38.977	1:09.583		25.412	23.264	20.907
2	11:13:48.657	1:09.680	+0.097	25.393	23.246	21.041
3	11:14:58.254	1:09.597	+0.014	25.266	23.302	21.029
4	11:16:08.779	1:10.525	+0.942	25.603	23.627	21.295
5	11:17:18.393	1:09.614	+0.031	25.300	23.255	21.059
(222) Carlos Nees						
1	11:12:39.424	1:09.722		25.388	23.465	20.869
2	11:13:55.729	1:16.305	+6.583	32.031	23.394	20.880
3	11:15:06.800	1:11.071	+1.349	25.774	24.029	21.268
4	11:16:16.665	1:09.865	+0.143	25.299	23.555	21.011
5	11:17:26.501	1:09.836	+0.114	25.456	23.438	20.942
(311) Peter Gunther Mayer						
1	11:13:04.673	1:09.783		25.110	23.439	21.234
2	11:14:20.317	1:15.644	+5.861	25.465	28.666	21.513
3	11:15:30.168	1:09.851	+0.068	25.427	23.533	20.891
4	11:16:40.138	1:09.970	+0.187	25.502	23.504	20.964
(301) Senn Lindeman						
1	11:12:41.068	1:09.843		25.415	23.539	20.889
2	11:13:52.897	1:11.829	+1.986	26.228	23.846	21.755
3	11:15:02.959	1:10.062	+0.219	25.364	23.667	21.031
4	11:16:13.332	1:10.373	+0.530	25.557	23.773	21.043
5	11:17:23.698	1:10.366	+0.523	25.609	23.648	21.109
(304) Tiberius Müller						
1	11:12:43.769	1:11.338	+1.440	26.497	23.703	21.138
2	11:13:54.138	1:10.369	+0.471	25.611	23.635	21.123
3	11:15:04.188	1:10.050	+0.152	25.473	23.572	21.005
4	11:16:14.330	1:10.142	+0.244	25.617	23.387	21.138
5	11:17:24.228	1:09.898		25.809	23.189	20.900
(285) Felix Groneck						
1	11:12:42.384	1:09.921		25.721	23.282	20.918
2	11:13:53.034	1:10.650	+0.729	25.732	23.345	21.573
3	11:15:03.818	1:10.784	+0.863	25.604	24.151	21.029
4	11:16:14.281	1:10.463	+0.542	25.814	23.460	21.189
5	11:17:25.266	1:10.985	+1.064	26.161	23.430	21.394
(214) Henri Möhring						
1	11:12:36.729	1:09.986		25.361	23.565	21.060
2	11:13:46.931	1:10.202	+0.216	25.533	23.567	21.102
3	11:14:57.157	1:10.226	+0.240	25.567	23.526	21.133
4	11:16:09.005	1:11.848	+1.862	26.525	23.757	21.566
5	11:17:19.137	1:10.132	+0.146	25.600	23.402	21.130
(294) Leo Klok						
1	11:13:19.006	1:10.503	+0.479	25.594	23.651	21.258
2	11:14:29.386	1:10.380	+0.356	25.663	23.528	21.189
3	11:15:39.410	1:10.024		25.500	23.307	21.217
4	11:16:49.768	1:10.358	+0.334	25.643	23.490	21.225
(247) Ben Schumacher						
1	11:12:42.697	1:10.064		25.746	23.566	20.752
2	11:13:53.103	1:10.406	+0.342	25.645	23.381	21.380
3	11:15:03.890	1:10.787	+0.723	25.829	24.006	20.952
4	11:16:14.482	1:10.592	+0.528	26.098	23.605	20.889
5	11:17:25.080	1:10.598	+0.534	26.124	23.509	20.965
(277) Nick Ried						
1	11:12:40.762	1:10.092		25.584	23.477	21.031
2	11:13:51.944	1:11.182	+1.090	26.173	23.759	21.250
3	11:15:02.573	1:10.629	+0.537	25.665	23.630	21.334
4	11:16:13.148	1:10.575	+0.483	25.648	23.666	21.261

Lap	Time of Day	Lap Tm	Diff	S1 Tm	S2 Tm	S3 Tm
5	11:17:23.625	1:10.477	+0.385	25.624	23.607	21.246
(208) Roman Meister						
1	11:12:58.045	1:10.859	+0.733	26.006	23.636	21.217
2	11:14:09.493	1:11.448	+1.322	26.190	24.222	21.036
3	11:15:19.872	1:10.379	+0.253	25.685	23.686	21.008
4	11:16:29.998	1:10.126		25.547	23.457	21.122
(313) David Kovac						
1	11:12:44.894	1:10.724	+0.463	26.043	23.543	21.138
2	11:13:55.501	1:10.607	+0.346	25.918	23.572	21.117
3	11:15:06.968	1:11.467	+1.206	25.959	24.032	21.476
4	11:16:17.553	1:10.585	+0.324	25.717	23.690	21.178
5	11:17:27.814	1:10.261		25.415	23.580	21.266
(211) Presian Stoyanov						
1	11:12:48.771	1:11.084	+0.800	26.157	24.009	20.918
2	11:13:59.055	1:10.284		25.399	23.837	21.048
3	11:15:09.723	1:10.668	+0.384	25.740	23.874	21.054
4	11:16:20.385	1:10.662	+0.378	25.503	24.083	21.076
(219) Gustav Christensen						
1	11:12:47.834	1:10.437	+0.136	25.653	23.868	20.916
2	11:13:58.228	1:10.394	+0.093	25.656	23.679	21.059
3	11:15:08.529	1:10.301		25.289	23.967	21.045
4	11:16:19.138	1:10.609	+0.308	25.548	23.701	21.360
(241) Damian Luca Zeller						
1	11:12:53.730	1:14.431	+4.041	26.042	24.356	24.033
2	11:14:04.283	1:10.553	+0.163	25.639	23.858	21.056
3	11:15:14.673	1:10.390		25.592	23.746	21.052
4	11:16:28.573	1:13.900	+3.510	25.613	26.571	21.716
(312) Minjae Kim						
1	11:12:52.478	1:12.295	+1.891	26.062	24.334	21.899
2	11:14:03.484	1:11.006	+0.602	25.786	24.037	21.183
3	11:15:13.888	1:10.404		25.716	23.671	21.017
4	11:16:25.923	1:12.035	+1.631	25.722	24.514	21.799
(246) Marvin Zimmermann						
1	11:12:44.076	1:11.316	+0.871	26.398	23.684	21.234
2	11:13:54.797	1:10.721	+0.276	26.064	23.566	21.091
3	11:15:05.404	1:10.607	+0.162	25.774	23.579	21.254
4	11:16:16.849	1:10.445		25.827	23.433	21.185
5	11:17:26.356	1:10.507	+0.062	25.779	23.543	21.185
(275) Mico Lionn Schweers						
1	11:12:51.901	1:11.388	+0.895	25.999	23.925	21.464
2	11:14:02.394	1:10.493		25.614	23.398	21.481
3	11:15:13.573	1:11.179	+0.686	25.722	23.990	21.467
4	11:16:26.868	1:13.295	+2.802	25.801	25.725	21.769
(233) Ruben Opitz						
1	11:12:46.587	1:10.497		25.822	23.730	20.945
2	11:13:57.572	1:10.985	+0.488	26.013	23.645	21.327
3	11:15:08.377	1:10.805	+0.308	25.752	23.682	21.371
4	11:16:19.729	1:11.352	+0.855	25.898	24.423	21.031
(224) Paul Bernhard						
1	11:12:46.469	1:10.687	+0.166	25.794	23.784	21.109
2	11:13:57.504	1:11.035	+0.514	25.901	23.777	21.357
3	11:15:08.025	1:10.521		25.652	23.640	21.229
4	11:16:18.769	1:10.744	+0.223	25.658	23.921	21.165
(225) Noel Mannsperger						
1	11:12:45.672	1:10.954	+0.414	26.050	23.593	21.311
2	11:13:56.862	1:11.190	+0.650	26.134	23.943	21.113
3	11:15:07.505	1:10.643	+0.103	25.569	23.706	21.368
4	11:16:18.045	1:10.540		25.704	23.685	21.151
(310) Pavel Petras						
1	11:13:16.502	1:11.611	+1.066	26.001	24.290	21.320
2	11:14:27.865	1:11.363	+0.818	26.000	24.112	21.251
3	11:15:38.410	1:10.545		25.567	23.776	21.202

Orbits



INT. ADAC Kartrennen Wackersdorf

DMKM - Mini

Pro Kart Raceland Wackersdorf 1,190 Km

Qualifying Practice

15.06.2024 11:09

Qualifying (6:00 Time) started at 11:10:18

Lap	Time of Day	Lap Tm	Diff	S1 Tm	S2 Tm	S3 Tm
4	11:16:49.137	1:10.727	+0.182	25.621	23.947	21.159
[220] Neo Knapp						
1	11:12:57.880	1:12.100	+1.285	26.399	24.097	21.604
2	11:14:09.785	1:11.905	+1.090	26.682	24.228	20.995
3	11:15:20.600	1:10.815		25.840	23.873	21.102
4	11:16:31.460	1:10.860	+0.045	25.841	23.795	21.224

[207] Ruudi Algre						
1	11:12:48.608	1:11.454	+0.639	26.506	23.907	21.041
2	11:13:59.580	1:10.972	+0.157	26.112	23.755	21.105
3	11:15:11.025	1:11.445	+0.630	25.879	24.394	21.172
4	11:16:21.840	1:10.815		26.058	23.584	21.173

[266] Lean Kircher						
1	11:12:50.026	1:11.353	+0.854	26.226	23.919	21.208
2	11:14:00.525	1:10.499		25.396	23.751	21.352
3	11:15:11.875	1:11.350	+0.851	25.776	24.368	21.206
4	11:16:22.558	1:10.683	+0.184	25.707	23.744	21.232

[221] Devin Titz						
1	11:12:51.091	1:10.987	+0.158	25.688	23.956	21.343
2	11:14:01.922	1:10.831	+0.002	25.840	23.741	21.250
3	11:15:13.171	1:11.249	+0.420	26.057	23.855	21.337
4	11:16:24.000	1:10.829		25.750	23.821	21.258

[261] Semih Bektas						
1	11:12:47.622	1:10.861		25.872	23.910	21.079
2	11:13:58.807	1:11.185	+0.324	26.272	23.766	21.147
3	11:15:16.694	1:17.887	+7.026	26.222	30.184	21.481
4	11:16:28.727	1:12.033	+1.172	25.931	24.178	21.924

[237] William Sterup Nielsen						
1	11:12:49.416	1:11.327	+0.455	26.003	23.960	21.364
2	11:14:00.288	1:10.872		25.729	23.844	21.299
3	11:15:11.658	1:11.370	+0.498	25.747	24.337	21.286
4	11:16:23.021	1:11.363	+0.491	25.778	24.251	21.334

[308] Julian van de Coteleret						
1	11:12:50.348	1:11.823	+0.941	26.279	24.306	21.238
2	11:14:01.230	1:10.882		25.825	23.895	21.162
3	11:15:12.308	1:11.078	+0.196	25.637	24.120	21.321
4	11:16:23.370	1:11.062	+0.180	25.687	23.998	21.377

[249] Jonas Hubacek						
1	11:12:47.344	1:11.362	+0.373	26.133	24.031	21.198
2	11:13:58.347	1:11.003	+0.014	25.814	23.840	21.349
3	11:15:09.336	1:10.989		25.754	23.989	21.246
4	11:16:20.745	1:11.409	+0.420	25.694	24.429	21.286

[274] Bruno Kortekaas						
1	11:13:27.629	1:11.030		25.850	23.806	21.374
2	11:14:39.140	1:11.511	+0.481	25.866	23.905	21.740
3	11:15:50.375	1:11.235	+0.205	25.726	23.942	21.567

[255] Alex Huizer						
1	11:12:50.617	1:11.569	+0.521	26.092	24.103	21.374
2	11:14:01.665	1:11.048		25.724	23.977	21.347
3	11:15:13.350	1:11.685	+0.637	25.762	24.517	21.406
4	11:16:24.422	1:11.072	+0.024	25.873	23.872	21.327

[306] Sebastian Novak						
1	11:13:21.921	1:11.381		25.904	23.914	21.563
2	11:14:33.977	1:12.056	+0.675	26.363	23.844	21.849
3	11:15:45.940	1:11.963	+0.582	26.094	24.112	21.757
4	11:16:57.747	1:11.807	+0.426	26.040	23.993	21.774

[212] Jonathan Maier						
1	11:12:57.785	1:12.092	+0.407	26.124	24.239	21.729
2	11:14:10.617	1:12.832	+1.147	26.252	24.955	21.625
3	11:15:22.420	1:11.803	+0.118	26.212	24.066	21.525
4	11:16:34.105	1:11.685		26.001	24.161	21.523

[223] Alexandr Machac						
-----------------------	--	--	--	--	--	--

Lap	Time of Day	Lap Tm	Diff	S1 Tm	S2 Tm	S3 Tm
1	11:13:01.138	1:14.448	+1.706	27.316	25.149	21.983
2	11:14:14.229	1:13.091	+0.349	26.750	24.821	21.520
3	11:15:26.971	1:12.742		26.615	24.560	21.567
4	11:16:39.897	1:12.926	+0.184	26.797	24.550	21.579



DKM Round 3

Class: DMKM - Mini

Date/Time: 15.06.2024 14:30

Track:

Heat:

Laps:

Wackersdorf

Heat 1

8 laps

Edition 1

Jonathan Maier	212	Tony Kart/TM/Vega	18	Alexandr Machac	223	Drago Corse/TM/Vega
	35				36	
Alex Huizer	255	CRG/TM /Vega	17	Sebastian Novak	306	Parolin/TM/Vega
	33				34	
Jonas Hubacek	249	MS KART/TM/Vega	16	Bruno Kortekaas	274	CRG/TM/Vega
	31				32	
William Sterup Nielsen	237	CRG/TM/Vega	15	Julian van de Coterlet	308	Falcon/IAME/Vega
	29				30	
Devin Titz	221	CRG/TM/Vega	14	Semih Bektas	261	KR/IAME/Vega
	27				28	
Ruudi Algre	207	Maranello/TM/Vega	13	Lean Kircher	266	Alonso Kart/TM/Vega
	25				26	
Pavel Petras	310	Drago corse/TM/Vega	12	Neo Knapp	220	DR/TM/Vega
	23				24	
Paul Bernhard	224	Energy/TM/Vega	11	Noel Mannsperger	225	KR/IAME/Vega
	21				22	
Mico Lionn Schweers	275	Oberon/IAME/Vega	10	Ruben Opitz	233	KR/IAME/Vega
	19				20	
Minjae Kim	312	KR/IAME/Vega	9	Marvin Zimmermann	246	KR/IAME/Vega
	17				18	
Gustav Christensen	219	CRG/TM/Vega	8	Damian Luca Zeller	241	Maranello/TM/Vega
	15				16	
David Kovac	313	Praga/TM/Vega	7	Presian Stoyanov	211	RS/IAME/Vega
	13				14	
Nick Ried	277	KR/IAME/Vega	6	Roman Meister	208	KR/IAME/Vega
	11				12	
Leo Klok	294	Oberon/IAME/Vega	5	Ben Schumacher	247	CRG/TM/Vega
	9				10	
Felix Gronck	285	CRG/TM/Vega	4	Henri Möhring	214	KR/IAME/Vega
	7				8	
Senn Lindeman	301	Birel ART/TM/Vega	3	Tiberius Müller	304	Redspeed/IAME/Vega
	5				6	
Carlos Nees	222	KR/IAME/Vega	2	Peter Gunther Mayer	311	Praga/IAME/Vega
	3				4	
Milan Rossi	244	KR/IAME/Vega	1	Zdenek Babicek	309	KART/IAME/Vega
	1				2	

Pole Position

Row

printed 15.06.2024 11:32



DKM Round 3

Class: DMKM - Mini

Date/Time: 15.06.2024 16:55

Track:

Heat:

Laps:

Wackersdorf

Heat 2

8 laps

Edition 1

Jonathan Maier	212	Tony Kart/TM/Vega	18	Alexandr Machac	223	Drago Corse/TM/Vega
	35				36	
Alex Huizer	255	CRG/TM/Vega	17	Sebastian Novak	306	Parolin/TM/Vega
	33				34	
Jonas Hubacek	249	MS KART/TM/Vega	16	Bruno Kortekaas	274	CRG/TM/Vega
	31				32	
William Sterup Nielsen	237	CRG/TM/Vega	15	Julian van de Coterlet	308	Falcon/IAME/Vega
	29				30	
Devin Titz	221	CRG/TM/Vega	14	Semih Bektas	261	KR/IAME/Vega
	27				28	
Ruudi Algre	207	Maranello/TM/Vega	13	Lean Kircher	266	Alonso Kart/TM/Vega
	25				26	
Pavel Petras	310	Drago corse/TM/Vega	12	Neo Knapp	220	DR/TM/Vega
	23				24	
Paul Bernhard	224	Energy/TM/Vega	11	Noel Mannsperger	225	KR/IAME/Vega
	21				22	
Mico Lionn Schweers	275	Oberon/IAME/Vega	10	Ruben Opitz	233	KR/IAME/Vega
	19				20	
Minjae Kim	312	KR/IAME/Vega	9	Marvin Zimmermann	246	KR/IAME/Vega
	17				18	
Gustav Christensen	219	CRG/TM/Vega	8	Damian Luca Zeller	241	Maranello/TM/Vega
	15				16	
David Kovac	313	Praga/TM/Vega	7	Presian Stoyanov	211	RS/IAME/Vega
	13				14	
Nick Ried	277	KR/IAME/Vega	6	Roman Meister	208	KR/IAME/Vega
	11				12	
Leo Klok	294	Oberon/IAME/Vega	5	Ben Schumacher	247	CRG/TM/Vega
	9				10	
Felix Gronck	285	CRG/TM/Vega	4	Henri Möhring	214	KR/IAME/Vega
	7				8	
Senn Lindeman	301	Birel ART/TM/Vega	3	Tiberius Müller	304	Redspeed/IAME/Vega
	5				6	
Carlos Nees	222	KR/IAME/Vega	2	Peter Gunther Mayer	311	Praga/IAME/Vega
	3				4	
Milan Rossi	244	KR/IAME/Vega	1	Zdenek Babicek	309	KART/IAME/Vega
	1				2	

Pole Position

printed 15.06.2024 11:32

DMKM - Mini

Qualifying Heat 1

Track length: 1.190 Km

Race Started: 14:43:46

Best Lap by: 309 - Zdenek Babicek - 55.251

Rank	#	Driver	Nat	Sponsor Entrant	Nat	License E-License	Make	laps	T. Time Diff	Best Lap	Penalty	Points
1	0	244 Milan Rossi	DEU	Lanari Racing Team	DEU	NKA13619 KBF17166	KR/IAME/Vega	8	7:26.340	55.259		50
2	0	309 Zdenek Babicek	CZE	TEPZ RACING TEAM	CZE	ITG24AS0179 IBL24AT00581	MS KART/IAME/Vega	8	7:26.723 0.383	55.251		44
3	0	222 Carlos Nees	DEU	NEES RACING	DEU	NKA17874 KBF17863	KR/IAME/Vega	8	7:26.815 0.475	55.303		41
4	11	219 Gustav Christensen	SWE	CRG Holland	NLD	NKA133604 IBL15521	CRG/TM/Vega	8	7:30.322 3.982	55.572		38
5	2	285 Felix Groneck	DEU	CRG Holland	NLD	NKA16373 IBL15521007	CRG/TM/Vega	8	7:30.647 4.307	55.885		36
6	10	241 Damian Luca Zeller	DEU	APEX Performance	DEU	NKA28615 KBF38438	Maranello/TM/Vega	8	7:30.787 4.447	55.495		34
7	-2	301 Senn Lindeman	NLD	Paauwer Kart Racing	NLD	NKA50470 IBL19655006	Birel ART/TM/Vega	8	7:31.166 4.826	55.885		32
8	2	247 Ben Schumacher	DEU	ADAC Team Weser-Ems e.V. CRG Holland	NLD	NKA10666 IBL15521008	CRG/TM/Vega	8	7:31.598 5.258	55.601		30
9	-1	214 Henri Möhring	DEU	ADAC Hessen-Thüringen e.V. TB Racing Team	DEU	NKA16972 KBF38262	KR/IAME/Vega	8	7:32.703 6.363	55.749		28
10	2	208 Roman Meister	DEU	TSUNAMI R.T.	ITA	NKA27196 IBL181	KR/IAME/Vega	8	7:32.785 6.445	55.592		27
11	-5	304 Tiberius Müller	DEU	NEES RACING	DEU	NKA21274 KBF17863	Redspeed/IAME/Vega	8	7:33.093 6.753	55.730		26
12	17	237 William Sterup Nielsen	DNK	CRG-Deutschland	DEU	NKA95174 KBF42811	CRG/TM/Vega	8	7:37.039 10.699	55.556		25
13	14	221 Devlin Titz	DEU	CRG Holland	NLD	NKA14835 IBL15521	CRG/TM/Vega	8	7:37.645 11.305	55.461		24
14	8	225 Noel Mannsperger	DEU	NEES RACING	DEU	NKA11122 KBF17863	KR/IAME/Vega	8	7:38.546 12.206	56.297		23
15	5	233 Ruben Opitz	DEU	NEES RACING	DEU	NKA10450 KBF38362	KR/IAME/Vega	8	7:38.619 12.279	56.280		22
16	8	220 Neo Knapp	DEU	Team NKS	DEU	NKA11204 KBF42057	DR/TM/Vega	8	7:38.752 12.412	55.461	+ 5 sec	21
17	8	207 Ruudi Algred	EST	Maranello SRP Factory Team	DEU	NKA26406 KBF38275	Maranello/TM/Vega	8	7:40.484 14.144	56.074		20
18	-5	313 David Kovac	CZE	Skylark's	CZE	NKA24AS0668 IDC24AT00701	Praga/TM/Vega	8	7:40.548 14.208	56.737		19
19	-8	277 Nick Ried	DEU	Lanari Racing Team	DEU	NKA10695 KBF17166	KR/IAME/Vega	8	7:41.794 15.454	55.926		18
20	16	223 Alexandr Machac	CZE	SIM-ON	DEU	NTG C24AS0666 KBF39246	Drago Corse/TM/Vega	8	7:42.280 15.940	56.523		17
21	7	261 Semih Bektas	DEU	Lanari Racing Team	DEU	NKA42993 BIC17166	KR/IAME/Vega	8	7:42.932 16.592	55.960		16
22	4	266 Lean Kircher	DEU	ADAC Hessen-Thüringen e.V. Ebert Motorsport	DEU	NKA25532 KBF38528	Alonso Kart/TM/Vega	8	7:44.857 18.517	56.391	+ 5 sec	15
23	-2	224 Paul Bernhard	DEU	Valier Motorsport	DEU	NKA41687 KBF39300	Energy/TM/Vega	8	7:45.207 18.867	55.927	+ 5 sec	14
24	6	308 Julian van de Coterlet	NLD	Falcon racing team	NLD	NKA123445 BIC11345	Falcon/IAME/Vega	8	7:45.717 19.377	56.029	+ 5 sec	13
25	6	249 Jonas Hubacek	CZE	Michal Hubacek	CZE	NKA24AS0050 IBL24AT00121	MS KART/TM/Vega	8	7:46.516 20.176	56.017		12
26	-12	211 Presian Stoyanov	DEU	ADAC Berlin-Brandenburg e.V. TR Motorsport	DEU	NKA30339 KBF42809	RS/IAME/Vega	8	7:48.486 22.146	56.157		11
27	7	306 Sebastian Novak	CZE	Tomspeed Racing Team	CZE	IACJ24AS0462 IBL24AT01081	Parolin/TM/Vega	8	7:48.658 22.318	55.949		10
28	-19	294 Leo Klok	NLD	Miranda Klok-Holtjer	NLD	NKA52623 BEK52403	Oberon/IAME/Vega	8	7:54.386 28.046	56.590		9
29	-12	312 Minjae Kim	KOR	Dörr Motorsport	DEU	ITGDK018575 BIC38420	KR/IAME/Vega	8	8:00.403 34.063	56.099	+ 5 sec	8
30	2	274 Bruno Kortekaas	NLD	CRG Holland	NLD	NKA52405 IBL15521007	CRG/TM/Vega	8	8:06.352 40.012	55.838		7
31	2	255 Alex Huizer	NLD	CRG Holland	NLD	NKA52410 IBL15521007	CRG/TM/Vega	8	8:06.619 40.279	55.881		6
32	-9	310 Pavel Petras	CZE	Duck Racing	CZE	ITG24AS0435 KBF2401191	Drago corse/TM/Vega	8	8:23.367 57.027	56.000	+ 5 sec	5
33	-29	311 Peter Gunther Mayer	CZE	SKYLARKS Karting Team	CZE	ITC-C24AS0680 IBL24AT00701	Praga/IAME/Vega	1	59.561 7 Laps	59.360		4
34	-16	246 Marvin Zimmermann	DEU	NEES RACING	DEU	NKA10834 KBF17863	KR/IAME/Vega	1	1:01.925 7 Laps	1:00.675		3
35	-16	275 Mico Lion Schwesers	DEU	Swantje Schwesers	DEU	NKA26817 BEK26817	Oberon/IAME/Vega	0	1.200 8 Laps			2
36	-1	212 Jonathan Maier	DEU	7L-Performance	DEU	NKA41248 KBF38668	Tony Kart/TM/Vega	0	2.162 8 Laps			1

Announcements

310,312,224,266,220 + 5 sec front fairing

308 + 5 sec push


Timekeeper
M.Riehmers

Race Director
H.Seidel

Page 1/1

These results are provisional until the conclusion of any judicial and technical matters!

Printed: 15.06.2024 / 15:47



INT. ADAC Kartrennen Wackersdorf

DMKM - Mini

Pro Kart Raceland Wackersdorf 1,190 Km

Qualifying Heat 1

15.06.2024 14:40

Race (8 Laps) started at 14:43:46

Lap	Time of Day	Lap Tm	Diff	S1 Tm	S2 Tm	S3 Tm
(244) Milan Rossi						
1	14:44:43.456	57.001	+1.742	21.467	18.031	17.503
2	14:45:39.834	56.378	+1.119	20.593	18.067	17.718
3	14:46:35.760	56.926	+0.667	20.591	17.816	17.519
4	14:47:31.409	56.649	+0.390	20.472	17.731	17.446
5	14:48:26.864	56.455	+0.196	20.359	17.634	17.462
6	14:49:22.244	56.380	+0.121	20.340	17.640	17.400
7	14:50:17.536	56.292	+0.033	20.267	17.631	17.394
8	14:51:12.795	56.259		20.273	17.481	17.505

(309) Zdenek Babicek						
1	14:44:43.545	56.992	+1.741	21.513	18.019	17.460
2	14:45:39.718	56.173	+0.922	20.649	17.812	17.712
3	14:46:35.690	56.972	+0.721	20.563	17.830	17.579
4	14:47:31.337	56.647	+0.396	20.430	17.722	17.495
5	14:48:27.037	56.700	+0.449	20.558	17.669	17.473
6	14:49:22.478	56.441	+0.190	20.428	17.613	17.400
7	14:50:17.729	56.251		20.303	17.588	17.360
8	14:51:13.178	56.449	+0.198	20.258	17.667	17.524

(222) Carlos Nees						
1	14:44:43.759	57.231	+1.928	21.763	17.941	17.527
2	14:45:40.016	56.257	+0.954	20.606	17.867	17.784
3	14:46:35.938	56.922	+0.619	20.573	17.834	17.515
4	14:47:31.654	56.716	+0.413	20.474	17.800	17.442
5	14:48:27.254	56.600	+0.297	20.445	17.638	17.517
6	14:49:22.559	56.305	+0.002	20.371	17.593	17.341
7	14:50:17.967	56.408	+0.105	20.346	17.612	17.450
8	14:51:13.270	56.303		20.316	17.571	17.416

(219) Gustav Christensen						
1	14:44:45.263	57.965	+2.393	22.228	18.227	17.510
2	14:45:40.970	56.707	+0.135	20.512	17.754	17.441
3	14:46:37.314	56.344	+0.772	20.755	18.050	17.539
4	14:47:33.614	56.300	+0.728	20.312	17.885	18.103
5	14:48:29.500	56.886	+0.314	20.756	17.717	17.413
6	14:49:25.449	56.949	+0.377	20.341	17.829	17.779
7	14:50:21.205	56.756	+0.184	20.475	17.733	17.548
8	14:51:16.777	56.572		20.581	17.595	17.396

(285) Felix Groncek						
1	14:44:44.297	57.452	+1.567	21.840	18.003	17.609
2	14:45:40.909	56.612	+0.727	21.062	17.954	17.596
3	14:46:37.030	56.121	+0.236	20.658	17.931	17.532
4	14:47:33.367	56.337	+0.452	20.419	17.943	17.975
5	14:48:29.262	56.895	+0.010	20.556	17.888	17.451
6	14:49:25.255	56.993	+0.108	20.417	17.868	17.708
7	14:50:21.217	56.962	+0.077	20.495	17.777	17.690
8	14:51:17.102	56.885		20.722	17.667	17.496

(241) Damian Luca Zeller						
1	14:44:46.052	58.558	+3.063	22.207	18.688	17.663
2	14:45:41.865	56.813	+0.318	20.445	17.861	17.507
3	14:46:38.450	56.585	+1.090	20.769	18.230	17.586
4	14:47:34.103	56.653	+0.158	20.432	17.767	17.454
5	14:48:30.075	56.972	+0.477	20.525	17.903	17.544
6	14:49:25.659	56.584	+0.089	20.369	17.706	17.509
7	14:50:21.747	56.088	+0.593	20.392	18.168	17.528
8	14:51:17.242	56.495		20.391	17.668	17.436

(301) Senn Lindeman						
1	14:44:44.222	57.582	+1.697	21.842	18.024	17.716
2	14:45:40.541	56.319	+0.434	20.691	17.921	17.707
3	14:46:36.749	56.208	+0.323	20.555	17.964	17.689
4	14:47:33.097	56.348	+0.463	20.561	18.020	17.767
5	14:48:29.059	56.962	+0.077	20.514	17.809	17.639
6	14:49:25.118	56.059	+0.174	20.446	17.906	17.707
7	14:50:21.736	56.618	+0.733	20.968	17.907	17.743
8	14:51:17.621	56.885		20.595	17.806	17.484

(247) Ben Schumacher						
1	14:44:45.762	58.564	+2.963	22.181	18.690	17.693
2	14:45:41.623	56.861	+0.260	20.478	17.814	17.569

3	14:46:38.722	57.099	+1.498	20.946	18.375	17.778
4	14:47:34.462	56.740	+0.139	20.439	17.865	17.436
5	14:48:30.621	56.159	+0.558	20.366	18.008	17.785
6	14:49:26.837	56.216	+0.615	20.659	17.907	17.650
7	14:50:22.452	56.615	+0.014	20.342	17.808	17.465
8	14:51:18.053	56.601		20.375	17.775	17.451

(214) Henri Möhring						
1	14:44:44.528	57.444	+1.695	21.957	17.972	17.515
2	14:45:40.776	56.248	+0.499	20.700	17.908	17.640
3	14:46:37.540	56.764	+1.015	21.126	18.028	17.610
4	14:47:33.591	56.051	+0.302	20.545	17.791	17.715
5	14:48:30.462	56.871	+1.122	20.876	18.263	17.732
6	14:49:27.367	56.905	+1.156	20.699	18.173	18.033
7	14:50:23.409	56.042	+0.293	20.605	17.880	17.557
8	14:51:19.158	56.749		20.544	17.680	17.525

(208) Roman Meister						
1	14:44:47.354	1:00.076	+4.484	22.714	19.246	18.116
2	14:45:43.883	56.529	+0.937	21.030	17.925	17.574
3	14:46:39.953	56.070	+0.478	20.727	17.830	17.513
4	14:47:35.869	56.916	+0.324	20.506	17.712	17.698
5	14:48:31.963	56.094	+0.502	20.712	17.796	17.586
6	14:49:27.882	56.919	+0.327	20.444	17.944	17.531
7	14:50:23.474	56.592		20.384	17.738	17.470
8	14:51:19.240	56.766	+0.174	20.589	17.725	17.452

(304) Tiberius Müller						
1	14:44:46.701	59.689	+3.959	22.962	18.922	17.805
2	14:45:43.435	56.734	+1.004	20.805	18.099	17.830
3	14:46:39.649	56.214	+0.484	20.663	17.931	17.620
4	14:47:36.101	56.452	+0.722	20.551	17.945	17.956
5	14:48:32.195	56.094	+0.364	20.638	17.935	17.521
6	14:49:28.034	56.839	+0.109	20.477	17.821	17.541
7	14:50:23.764	56.730		20.425	17.769	17.536
8	14:51:19.548	56.784	+0.054	20.544	17.836	17.404

(237) William Sterup Nielsen						
1	14:44:48.095	59.912	+4.356	23.548	18.478	17.886
2	14:45:45.830	57.735	+2.179	22.184	17.996	17.555
3	14:46:42.049	56.219	+0.663	20.641	17.826	17.752
4	14:47:38.150	56.101	+0.545	20.583	17.942	17.576
5	14:48:34.714	56.564	+1.008	21.005	18.090	17.469
6	14:49:32.018	57.304	+1.748	20.641	18.551	18.112
7	14:50:27.938	56.920	+0.364	20.759	17.703	17.458
8	14:51:23.494	56.556		20.391	17.736	17.429

(221) Devin Titz						
1	14:44:50.611	1:02.555	+7.094	27.079	17.891	17.585
2	14:45:47.532	56.921	+1.460	21.224	17.989	17.708
3	14:46:43.886	56.354	+0.893	20.400	17.787	18.167
4	14:47:39.758	56.872	+0.411	20.569	17.804	17.499
5	14:48:35.528	56.770	+0.309	20.343	18.037	17.390
6	14:49:32.519	56.991	+1.530	20.814	17.826	18.351
7	14:50:28.639	56.120	+0.659	20.495	18.055	17.570
8	14:51:24.100	56.461		20.292	17.652	17.517

(225) Noel Mannsperger						
1	14:44:47.776	59.919	+3.622	22.567	19.008	18.344
2	14:45:44.572	56.796	+0.499	20.994	17.987	17.815
3	14:46:40.945	56.373	+0.076	20.627	17.943	17.803
4	14:47:38.360	57.415	+1.118	21.020	18.420	17.975
5	14:48:34.657	56.297		20.698	17.997	17.602
6	14:49:31.944	57.287	+0.990	20.749	18.654	17.884
7	14:50:28.618	56.674	+0.377	20.992	18.048	17.634

INT. ADAC Kartrennen Wackersdorf

DMKM - Mini

Pro Kart Raceland Wackersdorf 1,190 Km

Qualifying Heat 1

15.06.2024 14:40

Race (8 Laps) started at 14:43:46

Lap	Time of Day	Lap Tm	Diff	S1 Tm	S2 Tm	S3 Tm
7	14:50:28.794	56.412	+0.132	20.823	18.062	17.527
8	14:51:25.074	56.280		20.546	17.895	17.839

(220) Neo Knapp

1	14:44:47.832	59.907	+4.446	23.014	18.731	18.162
2	14:45:45.090	57.258	+1.797	21.243	18.336	17.679
3	14:46:41.137	56.047	+0.586	20.630	17.884	17.533
4	14:47:37.689	56.552	+1.091	20.937	18.041	17.574
5	14:48:33.514	56.825	+0.364	20.462	17.896	17.467
6	14:49:29.115	56.601	+0.140	20.424	17.811	17.366
7	14:50:24.576	55.461		20.357	17.689	17.415
8	14:51:20.207	55.631	+0.170	20.426	17.698	17.507

(207) Ruudi Algre

1	14:44:48.547	1:00.587	+4.513	23.449	19.120	18.018
2	14:45:47.880	59.333	+3.259	22.740	18.370	18.223
3	14:46:44.171	56.291	+0.217	20.435	17.967	17.889
4	14:47:41.609	57.438	+1.364	21.281	18.140	18.017
5	14:48:37.683	56.074		20.505	17.966	17.603
6	14:49:33.814	56.131	+0.057	20.329	17.884	17.918
7	14:50:30.145	56.331	+0.257	20.373	17.849	18.109
8	14:51:26.939	56.794	+0.720	20.778	18.090	17.926

(313) David Kovac

1	14:44:47.914	1:00.692	+3.955	22.776	19.361	18.555
2	14:45:45.000	57.086	+0.349	21.306	18.109	17.671
3	14:46:42.267	57.267	+0.530	20.841	18.081	18.345
4	14:47:39.109	56.842	+0.105	21.109	18.064	17.669
5	14:48:35.924	56.815	+0.078	20.785	18.352	17.678
6	14:49:32.723	56.799	+0.062	20.801	18.089	17.909
7	14:50:29.460	56.737		20.840	17.984	17.913
8	14:51:27.003	57.543	+0.806	20.848	18.412	18.283

(277) Nick Ried

1	14:44:47.483	59.911	+3.985	22.696	18.994	18.221
2	14:45:50.464	1:02.981	+7.055	22.425	22.114	18.442
3	14:46:47.391	56.927	+1.001	20.982	18.170	17.775
4	14:47:43.692	56.301	+0.375	20.731	17.970	17.600
5	14:48:39.724	56.092	+0.106	20.625	17.854	17.553
6	14:49:36.030	56.306	+0.380	20.647	17.925	17.834
7	14:50:31.956	55.926		20.561	17.867	17.498
8	14:51:28.249	56.293	+0.367	20.774	17.959	17.560

(223) Alexandr Machac

1	14:44:50.474	1:01.637	+5.114	25.272	18.341	18.024
2	14:45:47.867	57.393	+0.870	21.182	18.323	17.888
3	14:46:44.810	56.943	+0.420	21.003	18.164	17.776
4	14:47:41.924	57.114	+0.591	21.176	18.152	17.786
5	14:48:38.545	56.621	+0.098	21.081	17.937	17.603
6	14:49:35.220	56.675	+0.152	20.649	17.965	18.061
7	14:50:31.743	56.523		20.629	18.127	17.767
8	14:51:28.735	56.992	+0.469	21.139	18.276	17.577

(261) Semih Bektas

1	14:44:49.162	1:00.922	+4.962	24.522	18.503	17.897
2	14:45:46.579	57.417	+1.457	21.528	18.272	17.617
3	14:46:43.543	56.964	+1.004	20.728	17.964	18.272
4	14:47:39.908	56.365	+0.405	20.605	18.105	17.655
5	14:48:36.046	56.138	+0.178	20.621	17.933	17.584
6	14:49:37.353	1:01.307	+5.347	20.889	18.157	22.261
7	14:50:33.427	56.074	+0.114	20.679	17.840	17.555
8	14:51:29.387	55.960		20.571	17.887	17.502

(266) Lean Kircher

1	14:44:48.991	1:00.962	+4.571	24.019	18.755	18.188
2	14:45:45.783	56.792	+0.401	21.091	18.032	17.669
3	14:46:42.291	56.508	+0.117	20.760	17.995	17.763
4	14:47:38.682	56.391		20.827	17.883	17.681
5	14:48:35.395	56.713	+0.322	21.030	18.076	17.607
6	14:49:32.398	57.003	+0.612	21.013	18.013	17.977
7	14:50:29.369	56.971	+0.580	20.963	18.019	17.989
8	14:51:26.312	56.943	+0.552	20.987	18.180	17.776

(224) Paul Bernhard

Lap	Time of Day	Lap Tm	Diff	S1 Tm	S2 Tm	S3 Tm
1	14:44:51.658	1:03.882	+7.955	27.631	18.349	17.902
2	14:45:48.751	57.093	+1.166	21.015	18.368	17.710
3	14:46:44.871	56.120	+0.193	20.616	17.854	17.650
4	14:47:41.984	57.113	+1.186	20.969	17.968	18.176
5	14:48:38.041	56.057	+0.130	20.829	17.810	17.418
6	14:49:33.968	55.927		20.478	17.781	17.668
7	14:50:30.087	56.119	+0.192	20.669	17.815	17.635
8	14:51:26.662	56.575	+0.648	20.659	17.994	17.922

(308) Julian van de Cotelerit

1	14:44:49.816	1:01.684	+5.655	25.671	18.273	17.740
2	14:45:46.896	57.080	+1.051	21.147	18.241	17.692
3	14:46:43.882	56.986	+0.957	20.711	18.211	18.064
4	14:47:40.628	56.746	+0.717	21.109	17.967	17.670
5	14:48:36.669	56.041	+0.012	20.550	17.827	17.664
6	14:49:33.956	57.287	+1.258	20.538	18.021	18.728
7	14:50:29.985	56.029		20.524	17.804	17.701
8	14:51:27.172	57.187	+1.158	20.763	18.133	18.291

(249) Jonas Hubacek

1	14:44:58.389	1:10.107	+14.090	32.902	19.031	18.174
2	14:45:55.698	57.309	+1.292	20.985	18.434	17.890
3	14:46:52.032	56.334	+0.317	20.736	17.941	17.657
4	14:47:48.455	56.423	+0.406	20.658	18.024	17.741
5	14:48:44.543	56.088	+0.071	20.540	17.940	17.608
6	14:49:40.836	56.293	+0.276	20.511	18.005	17.777
7	14:50:36.853	56.017		20.613	17.875	17.529
8	14:51:32.971	56.118	+0.101	20.657	17.877	17.584

(211) Presian Stoyanov

1	14:44:49.510	1:02.069	+5.912	26.245	18.178	17.646
2	14:45:46.208	56.698	+0.541	21.025	18.106	17.567
3	14:46:44.192	57.984	+1.827	20.785	18.399	18.800
4	14:47:40.889	56.697	+0.540	21.105	18.004	17.588
5	14:48:37.046	56.157		20.571	17.904	17.682
6	14:49:41.014	1:03.968	+7.811	20.625	17.913	25.430
7	14:50:38.224	57.210	+1.053	21.080	18.097	18.083
8	14:51:34.941	56.717	+0.560	20.990	17.977	17.750

(306) Sebastian Novak

1	14:44:56.516	1:07.899	+11.950	31.024	18.879	17.996
2	14:45:56.209	59.693	+3.744	22.597	18.999	18.097
3	14:46:52.589	56.380	+0.431	20.755	18.043	17.582
4	14:47:48.797	56.208	+0.259	20.700	17.899	17.609
5	14:48:44.746	55.949		20.489	17.874	17.586
6	14:49:41.323	56.577	+0.628	20.543	17.984	18.050
7	14:50:38.080	56.757	+0.808	20.994	18.033	17.730
8	14:51:35.113	57.033	+1.084	21.340	18.068	17.625

(294) Leo Klok

1	14:44:47.419	1:00.276	+3.686	22.521	19.472	18.283
2	14:45:44.412	56.993	+0.403	21.056	18.110	17.827
3	14:46:41.002	56.590		20.661	18.170	17.759
4	14:47:38.419	57.417	+0.827	21.191	18.555	17.671
5	14:48:35.211	56.792	+0.202	20.881	18.207	17.704
6	14:49:47.338	1:12.127	+15.537	21.388	18.274	32.465
7	14:50:44.168	56.830	+0.240	20.833	18.196	17.801
8	14:51:40.841	56.673	+0.083	20.784	18.120	17.769

(312) Minjae Kim

1	14:45:05.764	1:18.318	+22.219	41.659	18.464	18.195
2	14:46:02.777	57.013	+0.914	20.850	18.150	18.013
3	14:46:59.615	56.838	+0.739	20.761	18.075	18.002
4	14:47:56.694	57.079	+0.980	20.881	18.195	18.003
5	14:48:53.305	56.611	+0.512	20.680	18.108	17.823
6	14:49:49.643	56.338	+0.239	20.635	17.989	17.714
7	14:50:45.759	56.116	+0.017	20.520	17.819	17.777
8	14:51:41.858	56.099		20.512	17.922	17.665

(274) Bruno Kortekaas

1	14:45:20.191	1:31.913	+36.075			18.367
2	14:46:17.019	56.828	+0.990	20.972	18.130	17.726
3	14:47:13.077	56.058	+0.220	20.568	17.828	17.662
4	14:48:08.915	55.838		20.423	17.848	17.567

Orbits



INT. ADAC Kartrennen Wackersdorf

DMKM - Mini

Pro Kart Raceland Wackersdorf 1,190 Km

Qualifying Heat 1

15.06.2024 14:40

Race (8 Laps) started at 14:43:46

Lap	Time of Day	Lap Tm	Diff	S1 Tm	S2 Tm	S3 Tm	Lap	Time of Day	Lap Tm	Diff	S1 Tm	S2 Tm	S3 Tm
5	14:49:04.972	56.057	+0.219	20.425	18.074	17.558							
6	14:50:00.815	56.843	+0.005	20.461	17.786	17.596							
7	14:50:56.824	56.009	+0.171	20.401	17.846	17.762							
8	14:51:52.807	56.983	+0.145	20.452	17.830	17.701							
(255) Alex Huizer													
1	14:45:17.707	1:29.330	+33.449	52.355	18.859	18.116							
2	14:46:15.239	57.532	+1.651	21.302	18.380	17.850							
3	14:47:12.055	56.816	+0.935	20.867	18.149	17.800							
4	14:48:08.525	56.470	+0.589	20.672	18.049	17.749							
5	14:49:04.930	56.405	+0.524	20.641	18.097	17.667							
6	14:50:01.166	56.236	+0.355	20.733	17.916	17.587							
7	14:50:57.193	56.027	+0.146	20.507	17.935	17.585							
8	14:51:53.074	55.881		20.431	17.850	17.600							
(310) Pavel Petras													
1	14:45:30.151	1:42.290	+46.290	1:05.083	19.081	18.126							
2	14:46:27.290	57.139	+1.139	21.135	18.206	17.798							
3	14:47:23.836	56.546	+0.546	20.871	17.989	17.686							
4	14:48:20.405	56.569	+0.569	20.708	18.187	17.674							
5	14:49:16.500	56.095	+0.095	20.513	17.992	17.590							
6	14:50:12.500	56.000		20.413	17.960	17.627							
7	14:51:08.678	56.178	+0.178	20.437	17.913	17.828							
8	14:52:04.822	56.144	+0.144	20.499	17.942	17.703							
(311) Peter Gunther Mayer													
1	14:44:46.016	59.360		22.490	18.156	18.714							
(246) Marvin Zimmermann													
1	14:44:48.380	1:00.675		23.484	18.942	18.249							



DMKM - Mini
Qualifying Heat 2

Track length: 1.190 Km

Race Started: 17:00:10

Best Lap by: 244 - Milan Rossi - 55.685

Rank	#	Driver	Nat	Sponsor Entrant	Nat	License E-License	Make	laps	T. Time Diff	Best Lap	Penalty	Points
1	1	309 Zdenek Babicek	CZE	TEPZ RACING TEAM	CZE	ITG24AS0179 IBL24AT00581	MS KART/IAME/Vega	8	7:29.174	55.699		50
2	-1	244 Milan Rossi	DEU	Lanari Racing Team	DEU	NKA13619 KBF17166	KR/IAME/Vega	8	7:29.305 0.131	55.685		44
3	0	222 Carlos Nees	DEU	NEES RACING	DEU	NKA17874 KBF17863	KR/IAME/Vega	8	7:30.719 1.545	56.036		41
4	3	285 Felix Groneck	DEU	CRG Holland	NLD	NKA16373 IBL15521007	CRG/TM/Vega	8	7:33.772 4.598	55.942		38
5	6	277 Nick Ried	DEU	Lanari Racing Team	DEU	NKA10695 KBF17166	KR/IAME/Vega	8	7:34.652 5.478	55.949		36
6	-1	301 Senn Lindeman	NLD	Paauper Kart Racing	NLD	NKA50470 IBL19655006	Birel ART/TM/Vega	8	7:34.817 5.643	56.188		34
7	-3	311 Peter Gunther Mayer	CZE	SKYLARKS Karting Team	CZE	ITG-C24AS0680 IBL24AT00701	Praga/IAME/Vega	8	7:34.829 5.655	55.911		32
8	2	247 Ben Schumacher	DEU	ADAC Team Weser-Ems e.V. CRG Holland	NLD	NKA10666 IBL15521008	CRG/TM/Vega	8	7:34.842 5.668	56.017		30
9	6	219 Gustav Christensen	SWE	CRG Holland	NLD	NKA133604 IBL15521	CRG/TM/Vega	8	7:35.510 6.336	55.957		28
10	-2	214 Henri Möhring	DEU	ADAC Hessen-Thüringen e.V. TB Racing Team	DEU	NKA16972 KBF38262	KR/IAME/Vega	8	7:35.866 6.692	55.938		27
11	5	241 Damian Luca Zeller	DEU	APEX Performance	DEU	NKA28615 KBF38438	Maranello/TM/Vega	8	7:36.418 7.244	56.028		26
12	5	312 Minjae Kim	KOR	Dörr Motorsport	DEU	ITGDK018575 BIC38420	KR/IAME/Vega	8	7:37.551 8.377	56.112		25
13	16	237 William Sterup Nielsen	DNK	CRG-Deutschland	DEU	NKA95174 KBF42811	CRG/TM/Vega	8	7:38.164 8.990	55.871		24
14	-8	304 Tiberius Müller	DEU	NEES RACING	DEU	NKA21274 KBF17863	Redspeed/IAME/Vega	8	7:38.409 9.235	56.197		23
15	17	274 Bruno Kortekaas	NLD	CRG Holland	NLD	NKA52405 IBL15521007	CRG/TM/Vega	8	7:39.688 10.514	56.285		22
16	-7	294 Leo Klok	NLD	Miranda Klok-Holtjer	NLD	NKA52623 BEK52403	Oberon/IAME/Vega	8	7:39.895 10.721	56.390		21
17	3	233 Ruben Opitz	DEU	NEES RACING	DEU	NKA10450 KBF38362	KR/IAME/Vega	8	7:39.941 10.767	56.294		20
18	-5	313 David Kovac	CZE	Skylark's	CZE	NKA24AS0668 IDC24AT00701	Praga/TM/Vega	8	7:40.407 11.233	56.720		19
19	-5	211 Presian Stoyanov	DEU	ADAC Berlin-Brandenburg e.V. TR Motorsport	DEU	NKA30339 KBF42809	RS/IAME/Vega	8	7:40.938 11.764	56.369		18
20	7	221 Devin Titz	DEU	CRG Holland	NLD	NKA14835 IBL15521	CRG/TM/Vega	8	7:41.998 12.824	55.964		17
21	15	223 Alexandr Machac	CZE	SIM-ON	DEU	NTG C24AS0666 KBF39246	Drago Corse/TM/Vega	8	7:43.159 13.985	56.501		16
22	8	308 Julian van de Cotelerlet	NLD	Falcon racing team	NLD	NKA123445 BIC11345	Falcon/IAME/Vega	8	7:43.478 14.304	56.595		15
23	2	207 Ruudi Algred	EST	Maranello SRP Factory Team	DEU	NKA26406 KBF38275	Maranello/TM/Vega	8	7:43.562 14.388	56.492		14
24	4	261 Semih Bektas	DEU	Lanari Racing Team	DEU	NKA42993 BIC17166	KR/IAME/Vega	8	7:43.900 14.726	56.561		13
25	-4	224 Paul Bernhard	DEU	Valier Motorsport	DEU	NKA41687 KBF39300	Energy/TM/Vega	8	7:44.973 15.799	56.374		12
26	7	255 Alex Huizer	NLD	CRG Holland	NLD	NKA52410 IBL15521007	CRG/TM /Vega	8	7:45.731 16.557	56.132	+ 5 sec	11
27	8	212 Jonathan Maier	DEU	7L-Performance	DEU	NKA41248 KBF38668	Tony Kart/TM/Vega	8	7:46.026 16.852	57.045		10
28	6	306 Sebastian Novak	CZE	Tomspeed Racing Team	CZE	IACJ24AS0462 IBL24AT01081	Parolin/TM/Vega	8	7:46.355 17.181	56.582		9
29	2	249 Jonas Hubacek	CZE	Michal Hubacek	CZE	NKA24AS0050 IBL24AT00121	MS KART/TM/Vega	8	7:50.425 21.251	56.332		8
30	-4	266 Lean Kircher	DEU	ADAC Hessen-Thüringen e.V. Ebert Motorsport	DEU	NKA25532 KBF38528	Alonso Kart/TM/Vega	8	7:55.794 26.620	56.335	+ 5 sec	7
31	-9	225 Noel Mannsperger	DEU	NEES RACING	DEU	NKA11122 KBF17863	KR/IAME/Vega	8	8:07.300 38.126	56.988		6
32	-14	246 Marvin Zimmermann	DEU	NEES RACING	DEU	NKA10834 KBF17863	KR/IAME/Vega	8	8:09.218 40.044	56.828	+ 5 sec	5
33	-10	310 Pavel Petras	CZE	Duck Racing	CZE	ITG24AS0435 KBF2401191	Drago corse/TM/Vega	0	6.542 8 Laps		+ 5 sec	4
34	-10	220 Neo Knapp	DEU	Team NKS	DEU	NKA11204 KBF42057	DR/TM/Vega	0	6.814 8 Laps		+ 5 sec	3

Not classified

DNS	275	Mico Lionn Schweers	DEU	Swantje Schweers	DEU	NKA26817 BEK26817	Oberon/IAME/Vega	0	DNS			1
DSQ	208	Roman Meister	DEU	TSUNAMI R.T.	ITA	NKA27196 IBL181	KR/IAME/Vega	8	DSQ	55.895		-4


Announcements

220,310,246,266 + 5 sec front fairing

208 DQ Steward desission

255 + 5 sec push

 Timekeeper
 M.Riehmers




 Race Director
 H.Seidel



Page 1/1

These results are provisional until the conclusion of any judicial and technical matters!

Printed: 15.06.2024 / 19:19



INT. ADAC Kartrennen Wackersdorf

DMKM - Mini

Pro Kart Raceland Wackersdorf 1,190 Km

Qualifying Heat 2

15.06.2024 16:55

Race (8 Laps) started at 17:00:10

Lap	Time of Day	Lap Tm	Diff	S1 Tm	S2 Tm	S3 Tm
(309) Zdenek Babicek						
1	17:01:07.719	57.326	+1.627	21.696	18.076	17.554
2	17:02:03.620	55.901	+0.202	20.483	17.889	17.529
3	17:02:59.414	56.794	+0.095	20.467	17.759	17.568
4	17:03:55.400	55.986	+0.287	20.573	17.744	17.669
5	17:04:51.252	55.852	+0.153	20.464	17.864	17.524
6	17:05:46.951	55.699		20.417	17.751	17.531
7	17:06:42.927	55.976	+0.277	20.391	17.751	17.834
8	17:07:39.389	56.462	+0.763	20.371	17.870	18.221
(244) Milan Rossi						
1	17:01:07.187	56.972	+1.287	21.344	18.032	17.596
2	17:02:03.388	56.201	+0.516	20.699	17.845	17.657
3	17:02:59.547	56.159	+0.474	20.536	18.022	17.601
4	17:03:55.496	55.949	+0.264	20.628	17.700	17.621
5	17:04:51.367	55.871	+0.186	20.538	17.843	17.490
6	17:05:47.052	55.686		20.474	17.730	17.481
7	17:06:43.046	55.994	+0.309	20.457	17.703	17.834
8	17:07:39.520	56.474	+0.789	20.441	17.806	18.227
(222) Carlos Nees						
1	17:01:07.589	57.285	+1.249	21.506	18.055	17.724
2	17:02:03.993	56.404	+0.368	20.750	17.874	17.780
3	17:03:00.294	56.301	+0.265	20.701	17.965	17.635
4	17:03:56.446	56.152	+0.116	20.511	17.932	17.709
5	17:04:52.609	56.163	+0.127	20.540	17.979	17.644
6	17:05:48.850	56.241	+0.205	20.478	17.906	17.857
7	17:06:44.898	56.048	+0.012	20.465	17.890	17.693
8	17:07:40.934	56.036		20.457	17.920	17.659
(285) Felix Gronbeck						
1	17:01:08.413	57.908	+1.966	21.770	18.151	17.987
2	17:02:04.651	56.238	+0.296	20.568	17.907	17.763
3	17:03:01.165	56.514	+0.572	20.889	17.957	17.668
4	17:03:57.515	56.350	+0.408	20.681	17.998	17.671
5	17:04:54.118	56.603	+0.661	20.630	18.223	17.750
6	17:05:50.060	55.942		20.509	17.845	17.588
7	17:06:46.604	56.544	+0.602	20.482	18.080	17.982
8	17:07:43.987	57.383	+1.441	21.067	18.490	17.826
(277) Nick Ried						
1	17:01:09.295	58.330	+2.381	22.486	18.067	17.777
2	17:02:05.366	56.071	+0.122	20.685	17.866	17.520
3	17:03:01.729	56.363	+0.414	20.707	18.037	17.619
4	17:03:58.754	57.025	+1.076	20.726	18.330	17.969
5	17:04:54.842	56.088	+0.139	20.574	17.960	17.554
6	17:05:50.791	55.949		20.548	17.894	17.507
7	17:06:46.829	56.038	+0.089	20.498	17.863	17.607
8	17:07:44.867	58.038	+2.089	21.090	18.704	18.244
(301) Senn Lindeman						
1	17:01:08.177	57.783	+1.595	21.578	18.316	17.889
2	17:02:04.585	56.408	+0.220	20.613	17.952	17.843
3	17:03:01.028	56.443	+0.255	20.731	18.024	17.688
4	17:03:58.946	57.918	+1.730	21.181	18.440	18.297
5	17:04:55.167	56.221	+0.033	20.564	17.977	17.680
6	17:05:51.646	56.479	+0.291	20.820	17.927	17.732
7	17:06:47.834	56.188		20.633	17.902	17.753
8	17:07:45.032	57.198	+1.010	20.607	18.342	18.249
(311) Peter Gunther Mayer						
1	17:01:08.730	58.260	+2.349	22.141	18.054	18.065
2	17:02:04.887	56.157	+0.246	20.608	17.876	17.673
3	17:03:01.348	56.461	+0.550	20.812	18.074	17.575
4	17:03:59.021	57.673	+1.762	20.830	18.725	18.118
5	17:04:55.233	56.212	+0.301	20.737	17.925	17.550
6	17:05:51.183	55.950	+0.039	20.598	17.878	17.474
7	17:06:47.094	55.911		20.389	17.936	17.586
8	17:07:45.044	57.950	+2.039	20.967	18.704	18.279
(247) Ben Schumacher						
1	17:01:08.933	57.984	+1.967	22.101	18.083	17.800
2	17:02:05.174	56.241	+0.224	20.818	17.851	17.572

Lap	Time of Day	Lap Tm	Diff	S1 Tm	S2 Tm	S3 Tm
3	17:03:01.588	56.414	+0.397	20.630	18.195	17.589
4	17:03:58.380	56.792	+0.775	20.714	18.294	17.784
5	17:04:54.402	56.022	+0.005	20.497	17.952	17.573
6	17:05:50.419	56.017		20.617	17.844	17.556
7	17:06:46.731	56.312	+0.295	20.471	17.880	17.961
8	17:07:46.057	58.326	+2.309	21.112	18.517	18.697
(219) Gustav Christensen						
1	17:01:09.943	58.617	+2.660	22.617	18.271	17.729
2	17:02:06.868	56.925	+0.968	20.861	18.306	17.758
3	17:03:04.452	57.584	+1.627	20.780	18.426	18.378
4	17:04:01.230	56.778	+0.821	20.700	18.017	18.061
5	17:04:57.269	56.039	+0.082	20.622	17.925	17.592
6	17:05:53.567	56.298	+0.341	20.760	17.926	17.612
7	17:06:49.524	55.957		20.546	17.805	17.606
8	17:07:46.725	56.201	+0.244	20.540	17.938	17.723
(214) Henri Mörhing						
1	17:01:08.519	57.823	+1.885	21.776	18.047	18.000
2	17:02:04.803	56.284	+0.346	20.660	17.865	17.759
3	17:03:01.223	56.420	+0.482	20.775	18.087	17.558
4	17:03:57.616	56.393	+0.455	20.807	18.022	17.564
5	17:04:54.244	56.628	+0.690	20.685	17.929	18.014
6	17:05:50.182	55.938		20.585	17.841	17.512
7	17:06:46.667	56.485	+0.547	20.537	17.785	18.163
8	17:07:46.081	59.414	+3.476	21.066	18.640	19.708
(241) Damian Luca Zeller						
1	17:01:10.867	59.262	+3.234	22.610	18.394	18.258
2	17:02:07.491	56.624	+0.596	21.029	17.945	17.650
3	17:03:04.405	56.914	+0.886	20.665	18.096	18.153
4	17:04:00.881	56.476	+0.448	20.508	18.059	17.909
5	17:04:57.194	56.313	+0.285	20.546	18.022	17.745
6	17:05:54.358	57.164	+1.136	21.222	18.143	17.799
7	17:06:50.605	56.247	+0.219	20.511	18.057	17.679
8	17:07:46.633	56.028		20.523	17.947	17.558
(312) Minjae Kim						
1	17:01:11.151	59.698	+3.586	23.045	18.783	17.870
2	17:02:08.104	56.953	+0.841	20.951	18.251	17.751
3	17:03:04.716	56.612	+0.500	20.878	18.130	17.604
4	17:04:01.741	57.025	+0.913	20.755	18.183	18.087
5	17:04:57.853	56.112		20.572	17.894	17.646
6	17:05:54.881	57.028	+0.916	20.753	18.380	17.895
7	17:06:51.313	56.432	+0.320	20.800	17.996	17.636
8	17:07:47.766	56.453	+0.341	20.596	18.095	17.622
(237) William Sterup Nielsen						
1	17:01:12.011	59.845	+3.974	23.137	18.984	17.724
2	17:02:10.006	57.995	+2.124	20.958	19.181	17.856
3	17:03:06.778	56.772	+0.901	21.273	17.988	17.511
4	17:04:03.591	56.813	+0.942	21.010	18.029	17.774
5	17:04:59.462	55.871		20.564	17.760	17.547
6	17:05:55.664	56.202	+0.331	20.754	17.807	17.641
7	17:06:52.245	56.581	+0.710	21.024	17.930	17.627
8	17:07:48.379	56.134	+0.263	20.510	18.084	17.540
(304) Tiberius Müller						
1	17:01:09.533	58.978	+2.781	23.056	18.188	17.734
2	17:02:06.693	57.160	+0.963	21.204	18.186	17.770
3	17:03:04.035	57.342	+1.145	20.887	18.475	17.980
4	17:04:01.367	57.332	+1.135	20.656	18.384	18.292
5	17:04:57.564	56.197		20.549	17.963	17.685
6	17:05:54.968	57.404	+1.207	20.780	18.556	18.068
7	17:06:52.067	57.099	+0.902	20.943	18.178	17.978
8	17:07:48.624	56.557	+0.360	20.581	18.327	17.649
(274) Bruno Kortekaas						
1	17:01:12.541	1:00.125	+3.840	22.915	19.149	18.061
2	17:02:09.930	57.389	+1.104	20.860	18.635	17.894
3	17:03:06.555	56.625	+0.340	20.712	18.290	17.623
4	17:04:03.749	57.194	+0.909	21.180	18.227	17.787
5	17:05:00.059	56.310	+0.025	20.759	17.929	17.622
6	17:05:5					

INT. ADAC Kartrennen Wackersdorf

DMKM - Mini

Pro Kart Racelend Wackersdorf 1,190 Km

Qualifying Heat 2

15.06.2024 16:55

Race (8 Laps) started at 17:00:10

Lap	Time of Day	Lap Tm	Diff	S1 Tm	S2 Tm	S3 Tm
7	17:06:53.129	56.785	+0.500	20.584	18.257	17.944
8	17:07:49.903	56.774	+0.489	20.761	18.192	17.821

(294) Leo Klok

1	17:01:09.365	58.560	+2.170	22.135	18.080	18.345
2	17:02:07.949	58.584	+2.194	21.160	18.846	18.578
3	17:03:05.339	57.390	+1.000	21.286	18.149	17.955
4	17:04:02.252	56.913	+0.523	20.834	18.266	17.813
5	17:04:58.642	56.390		20.659	18.057	17.674
6	17:05:55.256	56.614	+0.224	20.553	18.116	17.945
7	17:06:52.885	57.629	+1.239	21.183	18.332	18.114
8	17:07:50.110	57.225	+0.835	20.897	18.322	18.006

(233) Ruben Opitz

1	17:01:11.749	59.889	+3.595	22.759	19.120	18.010
2	17:02:09.120	57.371	+1.077	21.076	18.028	18.267
3	17:03:06.087	56.967	+0.673	20.793	18.132	18.042
4	17:04:02.413	56.326	+0.032	20.626	18.023	17.677
5	17:04:58.707	56.294		20.622	18.083	17.589
6	17:05:55.608	56.901	+0.607	20.677	18.293	17.931
7	17:06:53.231	57.623	+1.329	21.340	18.177	18.106
8	17:07:50.156	56.925	+0.631	20.999	18.247	17.679

(313) David Kovac

1	17:01:10.475	59.235	+2.515	22.623	18.526	18.086
2	17:02:07.306	56.831	+0.111	20.739	18.113	17.979
3	17:03:04.564	57.258	+0.538	21.026	18.265	17.967
4	17:04:01.743	57.179	+0.459	20.753	18.210	18.216
5	17:04:58.463	56.720		20.720	18.218	17.782
6	17:05:55.424	56.961	+0.241	20.475	18.224	18.262
7	17:06:52.986	57.562	+0.842	21.025	18.579	17.958
8	17:07:50.622	57.636	+0.916	21.306	18.572	17.758

(211) Presian Stoyanov

1	17:01:11.538	1:00.006	+3.637	23.028	19.088	17.890
2	17:02:09.193	57.655	+1.286	20.950	18.236	18.469
3	17:03:06.381	57.188	+0.819	21.219	18.165	17.804
4	17:04:03.570	57.189	+0.820	20.870	18.297	18.022
5	17:04:59.939	56.369		20.788	17.939	17.642
6	17:05:56.644	56.705	+0.336	21.113	17.970	17.622
7	17:06:53.363	56.719	+0.350	20.730	18.035	17.954
8	17:07:51.153	57.790	+1.421	21.067	18.983	17.740

(221) Devin Titz

1	17:01:17.171	1:05.271	+9.307	27.238	19.698	18.335
2	17:02:13.786	56.615	+0.651	20.776	18.066	17.773
3	17:03:09.750	55.964		20.428	17.870	17.666
4	17:04:06.271	56.521	+0.557	20.662	17.946	17.913
5	17:05:02.831	56.560	+0.596	20.332	18.028	18.200
6	17:05:59.963	57.132	+1.168	20.824	18.110	18.198
7	17:06:56.249	56.286	+0.322	20.809	17.892	17.585
8	17:07:52.213	55.964		20.480	17.969	17.515

(223) Alexandr Machac

1	17:01:13.831	1:00.744	+4.243	23.048	19.245	18.451
2	17:02:10.865	57.034	+0.533	21.190	18.113	17.731
3	17:03:07.976	57.111	+0.610	21.066	17.955	18.090
4	17:04:05.272	57.296	+0.795	20.742	18.453	18.101
5	17:05:03.053	57.781	+1.280	20.779	18.392	18.610
6	17:05:59.919	56.866	+0.365	20.945	17.980	17.941
7	17:06:56.873	56.954	+0.453	20.998	18.109	17.847
8	17:07:53.374	56.501		20.725	18.078	17.698

(308) Julian van de Coteleret

1	17:01:15.062	1:02.748	+6.153	22.686	21.561	18.501
2	17:02:11.965	56.903	+0.308	20.873	18.299	17.731
3	17:03:09.422	57.457	+0.862	20.915	18.328	18.214
4	17:04:06.425	57.003	+0.408	20.688	18.187	18.128
5	17:05:03.020	56.595		20.582	18.069	17.944
6	17:06:00.181	57.161	+0.566	21.276	18.118	17.767
7	17:06:56.951	56.770	+0.175	21.013	18.020	17.737
8	17:07:53.693	56.742	+0.147	20.839	18.268	17.635

(207) Ruudi Algrec

Lap	Time of Day	Lap Tm	Diff	S1 Tm	S2 Tm	S3 Tm
1	17:01:15.124	1:03.295	+6.803	24.780	19.842	18.673
2	17:02:12.340	57.216	+0.724	21.018	18.294	17.904
3	17:03:09.317	56.977	+0.485	20.792	18.161	18.024
4	17:04:05.809	56.492		20.582	18.083	17.827
5	17:05:02.847	57.038	+0.546	20.554	18.333	18.151
6	17:06:00.024	57.177	+0.685	20.528	18.165	18.484
7	17:06:57.131	57.107	+0.615	21.407	18.055	17.645
8	17:07:53.777	56.646	+0.154	20.802	18.097	17.747

(261) Semih Bektas

1	17:01:12.948	1:00.677	+4.116	23.285	19.330	18.062
2	17:02:10.401	57.453	+0.892	21.171	18.360	17.922
3	17:03:08.082	57.681	+1.120	21.230	18.073	18.378
4	17:04:05.088	57.006	+0.445	20.840	18.089	18.077
5	17:05:03.534	58.446	+1.885	20.670	18.530	19.246
6	17:06:00.476	56.942	+0.381	21.024	18.205	17.713
7	17:06:57.554	57.078	+0.517	21.398	17.969	17.711
8	17:07:54.115	56.561		20.865	17.959	17.737

(224) Paul Bernhard

1	17:01:18.124	1:06.455	+10.081	23.921	24.347	18.187
2	17:02:15.053	56.929	+0.555	20.849	18.197	17.883
3	17:03:11.693	56.640	+0.266	20.742	18.064	17.834
4	17:04:08.669	56.976	+0.602	20.808	18.181	17.987
5	17:05:05.279	56.610	+0.236	20.698	18.002	17.910
6	17:06:01.653	56.374		20.622	18.071	17.681
7	17:06:58.582	56.929	+0.555	21.115	18.005	17.809
8	17:07:55.188	56.606	+0.232	20.801	18.015	17.790

(255) Alex Huizer

1	17:01:12.454	59.989	+3.857	22.483	19.450	18.056
2	17:02:09.404	56.950	+0.818	20.790	18.233	17.927
3	17:03:06.444	57.040	+0.908	21.123	18.241	17.676
4	17:04:04.402	57.958	+1.826	21.444	18.344	18.170
5	17:05:01.124	56.722	+0.590	20.925	18.188	17.609
6	17:05:57.329	56.205	+0.073	20.567	17.966	17.672
7	17:06:53.461	56.132		20.460	17.888	17.784
8	17:07:50.946	57.485	+1.353	20.967	18.727	17.791

(212) Jonathan Maier

1	17:01:13.747	1:01.114	+4.069	23.184	19.368	18.562
2	17:02:11.623	57.876	+0.831	21.529	18.294	18.053
3	17:03:09.617	57.994	+0.949	21.083	18.352	18.559
4	17:04:07.296	57.679	+0.634	21.175	18.421	18.083
5	17:05:04.341	57.045		20.885	18.350	17.810
6	17:06:01.582	57.241	+0.196	21.045	18.333	17.863
7	17:06:59.161	57.579	+0.534	21.418	18.270	17.891
8	17:07:56.241	57.080	+0.035	20.918	18.244	17.918

(306) Sebastian Novak

1	17:01:17.257	1:04.497	+7.915	26.738	19.577	18.182
2	17:02:14.699	57.442	+0.860	21.238	18.264	17.940
3	17:03:11.627	56.928	+0.346	20.774	18.264	17.890
4	17:04:08.771	57.144	+0.562	21.032	18.269	17.843
5	17:05:05.353	56.582		20.725	18.117	17.740
6	17:06:02.033	56.680	+0.098	20.779	18.083	17.818
7	17:06:59.334	57.301	+0.719	21.200	18.211	17.890
8	17:07:56.570	57.236	+0.654	20.960	18.183	18.093

(249) Jonas Hubacek

1	17:01:12.903	1:00.564	+4.232	22.979	19.473	18.112
2	17:02:10.140	57.237	+0.905	20.916	18.456	17.865
3	17:03:17.373	1:07.233	+10.901	31.141	18.300	17.792
4	17:04:14.765	57.392	+1.060	20.877	18.267	18.248
5	17:05:11.489	56.724	+0.392	20.862	18.047	17.815
6	17:06:07.864	56.375	+0.043	20.597	18.014	17.764

INT. ADAC Kartrennen Wackersdorf

DMKM - Mini


Pro Kart Raceland Wackersdorf 1,190 Km

Qualifying Heat 2

15.06.2024 16:55

Race (8 Laps) started at 17:00:10

Lap	Time of Day	Lap Tm	Diff	S1 Tm	S2 Tm	S3 Tm	Lap	Time of Day	Lap Tm	Diff	S1 Tm	S2 Tm	S3 Tm
5	17:05:11.775	56.992	+0.657	21.068	18.080	17.844							
6	17:06:08.110	56.335		20.638	17.948	17.749							
7	17:07:04.607	56.497	+0.162	20.763	17.941	17.793							
8	17:08:01.009	56.402	+0.067	20.703	17.965	17.734							
(225) Noel Mannsperger													
1	17:01:11.954	59.998	+3.010	22.803	19.257	17.938							
2	17:02:10.039	58.085	+1.097	21.062	18.857	18.166							
3	17:03:07.363	57.324	+0.336	21.125	18.298	17.901							
4	17:04:04.438	57.075	+0.087	20.685	18.155	18.235							
5	17:05:03.267	58.829	+1.841	20.752	19.340	18.737							
6	17:06:00.441	57.174	+0.186	21.159	18.105	17.910							
7	17:07:20.527	1:20.086	+23.098	39.898	21.981	18.207							
8	17:08:17.515	56.988		20.928	18.078	17.982							
(246) Marvin Zimmermann													
1	17:01:32.745	1:20.958	+24.130	42.005	20.135	18.818							
2	17:02:31.334	58.589	+1.761	21.762	18.732	18.095							
3	17:03:29.134	57.800	+0.972	21.498	18.283	18.019							
4	17:04:26.736	57.602	+0.774	21.292	18.373	17.937							
5	17:05:23.628	56.892	+0.064	20.935	18.188	17.769							
6	17:06:20.613	56.985	+0.157	21.074	18.116	17.795							
7	17:07:17.605	56.992	+0.164	21.080	18.182	17.730							
8	17:08:14.433	56.828		20.857	18.239	17.732							
(208) Roman Meister													
1	17:01:10.795	59.671	+3.776	23.051	18.470	18.150							
2	17:02:09.011	58.216	+2.321	21.452	18.231	18.533							
3	17:03:06.263	57.252	+1.357	21.055	17.994	18.203							
4	17:04:03.384	57.121	+1.226	21.181	17.998	17.942							
5	17:04:59.354	56.970	+0.075	20.546	17.823	17.601							
6	17:05:55.501	56.147	+0.252	20.520	17.912	17.715							
7	17:06:51.932	56.431	+0.536	20.655	18.030	17.746							
8	17:07:47.827	55.895		20.456	17.868	17.571							



DKM Round 3
DMKM - Mini
Wackersdorf
Ranking after Heats

Pos. No.	Firstname	Lastname	Nat.	Dri	Entrant	Nat	Ent	Make	Sponsor	Total points			Heat 1	Heat 2	
										QP	PTS	Diff.			
1	244	Milan	Rossi	DEU	Lanari Racing Team	DEU	KR/IAME/Vega				1	94	50	44	
2	309	Zdenek	Babicek	CZE	TEPZ RACING TEAM	CZE	MS KART/IAME/Vega				2	94	0	44	50
3	222	Carlos	Nees	DEU	NEES RACING	DEU	KR/IAME/Vega				3	82	12	41	41
4	285	Felix	Groneck	DEU	CRG Holland	NLD	CRG/TM/Vega				7	74	20	36	38
5	301	Senn	Lindeman	NLD	Paauger Kart Racing	NLD	Birel ART/TM/Vega				5	66	28	32	34
6	219	Gustav	Christensen	SWE	CRG Holland	NLD	CRG/TM/Vega				15	66	28	38	28
7	247	Ben	Schumacher	DEU	CRG Holland	NLD	CRG/TM/Vega	ADAC Team Weser-Ems e.V.			10	60	34	30	30
8	241	Damian Luca	Zeller	DEU	APEX Performance	DEU	Maranello/TM/Vega				16	60	34	34	26
9	214	Henri	Möhring	DEU	TB Racing Team	DEU	KR/IAME/Vega	ADAC Hessen-Thüringen e.V.			8	55	39	28	27
10	277	Nick	Ried	DEU	Lanari Racing Team	DEU	KR/IAME/Vega				11	54	40	18	36
11	304	Tiberius	Müller	DEU	NEES RACING	DEU	Redspeed/IAME/Vega				6	49	45	26	23
12	237	William	Sterup Nielsen	DNK	CRG-Deutschland	DEU	CRG/TM/Vega				29	49	45	25	24
13	233	Ruben	Opitz	DEU	NEES RACING	DEU	KR/IAME/Vega				20	42	52	22	20
14	221	Devin	Titz	DEU	CRG Holland	NLD	CRG/TM/Vega				27	41	53	24	17
15	313	David	Kovac	CZE	Skylark's	CZE	Praga/TM/Vega				13	38	56	19	19
16	311	Peter Gunther	Mayer	CZE	SKYLARKS Karting Team	CZE	Praga/IAME/Vega				4	36	58	4	32
17	207	Ruudi	Algre	EST	Maranello SRP Factory Team	DEU	Maranello/TM/Vega				25	34	60	20	14
18	312	Minjae	Kim	KOR	Dörr Motorsport	DEU	KR/IAME/Vega				17	33	61	8	25
19	223	Alexandr	Machac	CZE	SIM-ON	DEU	Drago Corse/TM/Vega				36	33	61	17	16
20	294	Leo	Klok	NLD	Miranda Klok-Holtjer	NLD	Oberon/IAME/Vega				9	30	64	9	21
21	211	Presian	Stoyanov	DEU	TR Motorsport	DEU	RS/IAME/Vega	ADAC Berlin-Brandenburg e.V.			14	29	65	11	18
22	225	Noel	Mannsperger	DEU	NEES RACING	DEU	KR/IAME/Vega				22	29	65	23	6
23	261	Semih	Bektas	DEU	Lanari Racing Team	DEU	KR/IAME/Vega				28	29	65	16	13
24	274	Bruno	Kortekaas	NLD	CRG Holland	NLD	CRG/TM/Vega				32	29	65	7	22
25	308	Julian	van de Coterlet	NLD	Falcon racing team	NLD	Falcon/IAME/Vega				30	28	66	13	15
26	224	Paul	Bernhard	DEU	Valier Motorsport	DEU	Energy/TM/Vega				21	26	68	14	12
27	220	Neo	Knapp	DEU	Team NKS	DEU	DR/TM/Vega				24	24	70	21	3
28	208	Roman	Meister	DEU	TSUNAMI R.T.	ITA	KR/IAME/Vega				12	23	71	27	-4
29	266	Lean	Kircher	DEU	Ebert Motorsport	DEU	Alonso Kart/TM/Vega	ADAC Hessen-Thüringen e.V.			26	22	72	15	7
30	249	Jonas	Hubacek	CZE	Michal Hubacek	CZE	MS KART/TM/Vega				31	20	74	12	8
31	306	Sebastian	Novak	CZE	Tomsped Racing Team	CZE	Parolin/TM/Vega				34	19	75	10	9
32	255	Alex	Huizer	NLD	CRG Holland	NLD	CRG/TM/Vega				33	17	77	6	11
33	212	Jonathan	Maier	DEU	7L-Performance	DEU	Tony Kart/TM/Vega				35	11	83	1	10
34	310	Pavel	Petras	CZE	Duck Racing	CZE	Drago corse/TM/Vega				23	9	85	5	4
35	246	Marvin	Zimmermann	DEU	NEES RACING	DEU	KR/IAME/Vega				18	8	86	3	5
36	275	Mico Lionn	Schweers	DEU	Swantje Schweers	DEU	Oberon/IAME/Vega				19	3	91	2	1

Announcements: These results are provisional until the conclusion of any judicial and technical matters

Racedirector Horst Seidel:



Timekeeping Monika Riehmers:



Printed: 15.06.2024 19:21

Posted at: h



DKM Round 3

Class: DMKM - Mini

Date/Time: 16.06.2024 11:20

Track:

Heat:

Laps:

Wackersdorf

Superheat

10 laps

Edition 1

Marvin Zimmermann **246** KR/IAME/Vega
35

Jonathan Maier **212** Tony Kart/TM/Vega
33

Sebastian Novak **306** Parolin/TM/Vega
31

Lean Kircher **266** Alonso Kart/TM/Vega
29

Neo Knapp **220** DR/TM/Vega
27

Julian van de Coterlet **308** Falcon/IAME/Vega
25

Semih Bektas **261** KR/IAME/Vega
23

Presian Stoyanov **211** RS/IAME/Vega
21

Alexandr Machac **223** Drago Corse/TM/Vega
19

Ruudi Algre **207** Maranello/TM/Vega
17

David Kovac **313** Praga/TM/Vega
15

Ruben Opitz **233** KR/IAME/Vega
13

Tiberius Müller **304** Redspeed/IAME/Vega
11

Henri Möhring **214** KR/IAME/Vega
9

Ben Schumacher **247** CRG/TM/Vega
7

Senn Lindeman **301** Birel ART/TM/Vega
5

Carlos Nees **222** KR/IAME/Vega
3

Milan Rossi **244** KR/IAME/Vega
1

18 Mico Linn Schweers **275** Oberon/IAME/Vega
36

17 Pavel Petras **310** Drago Corse/TM/Vega
34

16 Alex Huizer **255** CRG/TM/Vega
32

15 Jonas Hubacek **249** MS KART/TM/Vega
30

14 Roman Meister **208** KR/IAME/Vega
28

13 Paul Bernhard **224** Energy/TM/Vega
26

12 Bruno Kortekaas **274** CRG/TM/Vega
24

11 Noel Mannsperger **225** KR/IAME/Vega
22

10 Leo Klok **294** Oberon/IAME/Vega
20

9 Minjae Kim **312** KR/IAME/Vega
18

8 Peter Gunther Mayer **311** Praga/IAME/Vega
16

7 Devin Titz **221** CRG/TM/Vega
14

6 William Sterup Nielsen **237** CRG/TM/Vega
12

5 Nick Ried **277** KR/IAME/Vega
10

4 Damian Luca Zeller **241** Maranello/TM/Vega
8

3 Gustav Christensen **219** CRG/TM/Vega
6

2 Felix Gronneck **285** CRG/TM/Vega
4

1 Zdenek Babicek **309** KART/IAME/Vega
2

Pole Position

printed 15.06.2024 19:21



DMKM - Mini

Warm Up Superheat

Track length: 1.190 Km

Session Started: 8:44:55

Best Lap by: 244 - Milan Rossi - 55.408

Rank	#	Driver	Nat	Sponsor Entrant	Nat	License E-License	Make	laps	Best Lap	Diff	In Lap	Penalty
1	244	Milan Rossi	DEU	Lanari Racing Team	DEU	NKA13619 KBF17166	KR/IAME/Vega	6	55.408		5	
2	237	William Sterup Nielsen	DNK	CRG-Deutschland	DEU	NKA95174 KBF42811	CRG/TM/Vega	6	55.438	0.030	4	
3	309	Zdenek Babicek	CZE	TEPZ RACING TEAM	CZE	ITG24AS0179 IBL24AT00581	MS KART/IAME/Vega	6	55.456	0.048	2	
4	214	Henri Möhring	DEU	ADAC Hessen-Thüringen e.V. TB Racing Team	DEU	NKA16972 KBF38262	KR/IAME/Vega	6	55.498	0.090	4	
5	221	Devin Titz	DEU	CRG Holland	NLD	NKA14835 IBL15521	CRG/TM/Vega	6	55.502	0.094	2	
6	219	Gustav Christensen	SWE	CRG Holland	NLD	NKA133604 IBL15521	CRG/TM/Vega	6	55.590	0.182	6	
7	207	Ruudi Algre	EST	Maranello SRP Factory Team	DEU	NKA26406 KBF38275	Maranello/TM/Vega	6	55.599	0.191	2	
8	247	Ben Schumacher	DEU	ADAC Team Weser-Ems e.V. CRG Holland	NLD	NKA10666 IBL15521008	CRG/TM/Vega	6	55.637	0.229	2	
9	277	Nick Ried	DEU	Lanari Racing Team	DEU	NKA10695 KBF17166	KR/IAME/Vega	6	55.647	0.239	3	
10	208	Roman Meister	DEU	TSUNAMI R.T.	ITA	NKA27196 IBL181	KR/IAME/Vega	6	55.653	0.245	6	
11	311	Peter Gunther Mayer	CZE	SKYLARKS Karting Team	CZE	ITC-C24AS0680 IBL24AT00701	Praga/IAME/Vega	6	55.672	0.264	4	
12	274	Bruno Kortekaas	NLD	CRG Holland	NLD	NKA52405 IBL15521007	CRG/TM/Vega	6	55.689	0.281	6	
13	222	Carlos Nees	DEU	NEES RACING	DEU	NKA17874 KBF17863	KR/IAME/Vega	6	55.694	0.286	6	
14	241	Damian Luca Zeller	DEU	APEX Performance	DEU	NKA28615 KBF38438	Maranello/TM/Vega	6	55.694	0.286	4	
15	285	Felix Groneck	DEU	CRG Holland	NLD	NKA16373 IBL15521007	CRG/TM/Vega	6	55.731	0.323	5	
16	233	Ruben Opitz	DEU	NEES RACING	DEU	NKA10450 KBF38362	KR/IAME/Vega	6	55.757	0.349	6	
17	312	Minjae Kim	KOR	Dörr Motorsport	DEU	ITGDK018575 BIC38420	KR/IAME/Vega	6	55.766	0.358	2	
18	301	Senn Lindeman	NLD	Paauwer Kart Racing	NLD	NKA50470 IBL19655006	Birel ART/TM/Vega	6	55.784	0.376	4	
19	220	Neo Knapp	DEU	Team NKS	DEU	NKA11204 KBF42057	DR/TM/Vega	5	55.851	0.443	2	
20	255	Alex Huizer	NLD	CRG Holland	NLD	NKA52410 IBL15521007	CRG/TM /Vega	6	55.892	0.484	4	
21	304	Tiberius Müller	DEU	NEES RACING	DEU	NKA21274 KBF17863	Redspeed/IAME/Vega	5	55.898	0.490	5	
22	224	Paul Bernhard	DEU	Valier Motorsport	DEU	NKA41687 KBF39300	Energy/TM/Vega	6	56.048	0.640	4	
23	313	David Kovac	CZE	Skylark's	CZE	NKA24AS0668 IDC24AT00701	Praga/TM/Vega	6	56.090	0.682	2	
24	225	Noel Mannsperger	DEU	NEES RACING	DEU	NKA11122 KBF17863	KR/IAME/Vega	5	56.092	0.684	5	
25	266	Lean Kircher	DEU	ADAC Hessen-Thüringen e.V. Ebert Motorsport	DEU	NKA25532 KBF38528	Alonso Kart/TM/Vega	5	56.104	0.696	5	
26	223	Alexandr Machac	CZE	SIM-ON	DEU	NTG C24AS0666 KBF39246	Drago Corse/TM/Vega	6	56.147	0.739	4	
27	308	Julian van de Coterlet	NLD	Falcon racing team	NLD	NKA123445 BIC11345	Falcon/IAME/Vega	6	56.175	0.767	6	
28	261	Semih Bektas	DEU	Lanari Racing Team	DEU	NKA42993 BIC17166	KR/IAME/Vega	5	56.248	0.840	3	
29	249	Jonas Hubacek	CZE	Michal Hubacek	CZE	NKA24AS0050 IBL24AT00121	MS KART/TM/Vega	3	56.287	0.879	1	
30	306	Sebastian Novak	CZE	Tomsped Racing Team	CZE	IACJ24AS0462 IBL24AT01081	Parolin/TM/Vega	5	56.311	0.903	5	
31	246	Marvin Zimmermann	DEU	NEES RACING	DEU	NKA10834 KBF17863	KR/IAME/Vega	5	56.333	0.925	4	
32	294	Leo Klok	NLD	Miranda Klok-Holtjer	NLD	NKA52623 BEK52403	Oberon/IAME/Vega	6	56.337	0.929	5	
33	211	Presian Stoyanov	DEU	ADAC Berlin-Brandenburg e.V. TR Motorsport	DEU	NKA30339 KBF42809	RS/IAME/Vega	5	56.594	1.186	1	
34	275	Mico Lionn Schweers	DEU	Swantje Schweers	DEU	NKA26817 BEK26817	Oberon/IAME/Vega	6	56.770	1.362	2	
35	212	Jonathan Maier	DEU	7L-Performance	DEU	NKA41248 KBF38668	Tony Kart/TM/Vega	4	56.893	1.485	3	
36	310	Pavel Petras	CZE	Duck Racing	CZE	ITG24AS0435 KBF2401191	Drago corse/TM/Vega	0			0	


Timekeeper
M.Riehmers

Race Director
H.Seidel

Page 1/1

These results are provisional until the conclusion of any judicial and technical matters!

Printed: 16.06.2024 / 08:52



INT. ADAC Kartrennen Wackersdorf

DMKM - Mini

Pro Kart Raceland Wackersdorf 1,190 Km

Warm Up Superheat

16.06.2024 08:44

Practice (6:00 Time) started at 8:44:55

Lap	Time of Day	Lap Tm	Diff	S1 Tm	S2 Tm	S3 Tm
(244) Milan Rossi						
1	8:46:53.278	55.760	+0.352	20.472	17.670	17.618
2	8:47:48.849	55.571	+0.163	20.478	17.692	17.401
3	8:48:44.419	55.570	+0.162	20.446	17.648	17.476
4	8:49:40.823	56.404	+0.996	21.207	17.646	17.551
5	8:50:36.231	56.408		20.922	17.638	17.448
6	8:51:31.809	55.578	+0.170	20.359	17.742	17.477
(237) William Sterup Nielsen						
1	8:47:03.563	56.525	+1.087	21.067	17.895	17.563
2	8:47:59.588	56.025	+0.587	20.606	17.881	17.538
3	8:48:55.297	55.709	+0.271	20.356	17.836	17.517
4	8:49:50.735	55.438		20.920	17.717	17.401
5	8:50:47.119	56.384	+0.946	20.637	18.233	17.514
6	8:51:42.823	55.704	+0.266	20.394	17.801	17.509
(309) Zdenek Babicek						
1	8:46:54.043	55.686	+0.230	20.395	17.744	17.547
2	8:47:49.499	55.456		20.354	17.675	17.427
3	8:48:44.958	55.459	+0.003	20.408	17.654	17.397
4	8:49:40.526	55.568	+0.112	20.354	17.749	17.465
5	8:50:36.007	55.481	+0.025	20.341	17.717	17.423
6	8:51:31.465	55.458	+0.002	20.336	17.635	17.487
(214) Henri Möhring						
1	8:46:55.730	56.024	+0.526	20.481	17.852	17.691
2	8:47:51.403	55.673	+0.175	20.425	17.712	17.536
3	8:48:47.173	55.770	+0.272	20.398	17.764	17.608
4	8:49:42.671	55.498		20.384	17.698	17.416
5	8:50:38.633	55.952	+0.464	20.756	17.700	17.506
6	8:51:34.139	55.506	+0.008	20.285	17.783	17.438
(221) Devin Titz						
1	8:46:59.677	55.721	+0.219	20.562	17.732	17.427
2	8:47:55.179	55.502		20.324	17.723	17.455
3	8:48:50.873	55.694	+0.192	20.462	17.754	17.478
4	8:49:46.469	55.596	+0.094	20.333	17.720	17.543
5	8:50:42.184	55.715	+0.213	20.303	17.726	17.686
6	8:51:37.776	55.592	+0.090	20.356	17.735	17.501
(219) Gustav Christensen						
1	8:47:01.912	56.948	+1.358	20.578	18.323	18.047
2	8:47:57.522	55.610	+0.020	20.354	17.772	17.484
3	8:48:53.391	55.869	+0.279	20.604	17.816	17.449
4	8:49:49.117	55.726	+0.136	20.397	17.769	17.560
5	8:50:45.041	55.924	+0.334	20.548	17.825	17.551
6	8:51:40.631	55.590		20.302	17.820	17.468
(207) Ruudi Algre						
1	8:47:05.020	56.101	+0.502	20.466	17.937	17.698
2	8:48:00.619	55.599		20.353	17.714	17.532
3	8:48:56.792	56.173	+0.574	20.675	17.906	17.592
4	8:49:52.944	56.152	+0.553	20.803	17.763	17.586
5	8:50:49.270	56.326	+0.727	20.594	18.106	17.626
6	8:51:45.276	56.006	+0.407	20.534	17.945	17.527
(247) Ben Schumacher						
1	8:47:05.205	56.830	+1.193	20.629	18.170	18.031
2	8:48:00.842	55.637		20.368	17.788	17.481
3	8:48:57.237	56.395	+0.758	20.847	17.906	17.642
4	8:49:53.361	56.124	+0.487	20.754	17.869	17.501
5	8:50:49.589	56.228	+0.591	20.630	18.137	17.461
6	8:51:45.486	55.897	+0.260	20.466	17.902	17.529
(277) Nick Ried						
1	8:46:54.845	55.831	+0.184	20.546	17.808	17.477
2	8:47:50.934	56.089	+0.442	20.643	17.876	17.570
3	8:48:46.581	55.647		20.438	17.723	17.486
4	8:49:42.472	55.891	+0.244	20.534	17.743	17.614
5	8:50:39.026	56.554	+0.907	21.173	17.908	17.473
6	8:51:34.870	55.844	+0.197	20.465	17.891	17.488
(208) Roman Meister						

Lap	Time of Day	Lap Tm	Diff	S1 Tm	S2 Tm	S3 Tm
1	8:46:54.292	55.762	+0.109	20.506	17.847	17.409
2	8:47:50.502	56.210	+0.557	20.830	17.851	17.529
3	8:48:46.292	55.790	+0.137	20.486	17.801	17.503
4	8:49:42.543	56.251	+0.598	20.412	18.254	17.585
5	8:50:38.870	56.327	+0.674	21.029	17.858	17.440
6	8:51:34.523	55.653		20.336	17.776	17.541
(311) Peter Gunther Mayer						
1	8:46:59.150	55.913	+0.241	20.524	17.959	17.430
2	8:47:54.865	55.715	+0.043	20.471	17.797	17.447
3	8:48:51.139	56.274	+0.602	20.892	17.865	17.517
4	8:49:46.811	55.672		20.535	17.735	17.402
5	8:50:42.584	55.773	+0.101	20.380	17.685	17.708
6	8:51:38.374	55.790	+0.118	20.389	17.786	17.615
(274) Bruno Kortekaas						
1	8:46:58.268	55.863	+0.174	20.430	17.886	17.547
2	8:47:54.167	55.899	+0.210	20.472	17.825	17.602
3	8:48:49.961	55.794	+0.105	20.417	17.903	17.474
4	8:49:46.033	56.072	+0.383	20.446	17.983	17.643
5	8:50:42.433	56.400	+0.711	20.367	17.921	18.112
6	8:51:38.122	55.689		20.366	17.835	17.488
(222) Carlos Nees						
1	8:46:54.010	58.933	+3.239	20.610	17.926	20.397
2	8:47:50.736	56.726	+1.032	21.328	17.892	17.506
3	8:48:46.499	55.763	+0.069	20.438	17.769	17.556
4	8:49:42.377	55.878	+0.184	20.362	17.851	17.665
5	8:50:38.123	55.746	+0.052	20.286	17.789	17.671
6	8:51:33.817	55.694		20.327	17.799	17.568
(241) Damian Luca Zeller						
1	8:47:07.360	56.218	+0.524	20.631	17.958	17.629
2	8:48:03.593	56.233	+0.539	20.554	18.102	17.577
3	8:49:00.400	56.807	+1.113	20.803	18.411	17.593
4	8:49:56.094	55.694		20.441	17.782	17.471
5	8:50:52.005	55.911	+0.217	20.464	17.883	17.564
6	8:51:47.801	55.796	+0.102	20.374	17.887	17.535
(285) Felix Gronneck						
1	8:47:02.026	56.668	+0.937	20.674	18.129	17.865
2	8:47:57.973	55.947	+0.216	20.644	17.803	17.500
3	8:48:54.159	56.186	+0.455	20.490	17.892	17.804
4	8:49:49.936	55.777	+0.046	20.470	17.836	17.471
5	8:50:45.667	55.731		20.467	17.765	17.499
6	8:51:41.398	55.731		20.435	17.817	17.479
(233) Ruben Opitz						
1	8:47:06.686	56.578	+0.821	20.864	18.072	17.642
2	8:48:02.792	56.106	+0.349	20.505	17.898	17.703
3	8:48:58.898	56.106	+0.349	20.572	17.871	17.663
4	8:49:55.220	56.322	+0.565	20.820	17.929	17.573
5	8:50:51.043	55.823	+0.066	20.430	17.850	17.543
6	8:51:46.800	55.757		20.333	17.811	17.613
(312) Minjae Kim						
1	8:47:02.835	56.515	+0.749	20.624	18.221	17.670
2	8:47:58.601	55.766		20.374	17.878	17.514
3	8:48:54.673	56.072	+0.306	20.434	17.970	17.668
4	8:49:50.455	55.782	+0.016	20.394	17.831	17.557
5	8:50:47.322	56.867	+1.101	20.980	18.306	17.581
6	8:51:43.649	56.327	+0.561	20.680	18.024	17.623
(301) Senn Lindeman						
1	8:47:04.055	56.619	+0.835	21.034	17.872	17.713
2	8:48:00.199	56.144	+0.360	20.600	17.918	17.626
3	8:48:56.289	56.090	+0.306	20.585	17.900	17.605
4	8:49:52.073	55.784		20.410	17.760	17.614
5	8:50:47.983	55.910	+0.126	20.401	17.994	17.515
6	8:51:44.086	56.103	+0.319	20.535	18.008	17.560
(220) Neo Knapp						
1	8:46:57.403	56.157	+0.306	20.685	17.950	17.522
2	8:47:53.254	55.851		20.471	17.850	17.530

Orbits



INT. ADAC Kartrennen Wackersdorf

DMKM - Mini

Pro Kart Raceland Wackersdorf 1,190 Km

Warm Up Superheat

16.06.2024 08:44

Practice (6:00 Time) started at 8:44:55

Lap	Time of Day	Lap Tm	Diff	S1 Tm	S2 Tm	S3 Tm
3	8:48:49.267	56.013	+0.162	20.408	17.828	17.777
4	8:49:47.130	57.863	+2.012	20.698	18.626	18.539
5	8:51:31.775	1:44.645	+48.794	1:08.758	18.207	17.680

(255) Alex Huizer

1	8:47:02.487	57.212	+1.320	20.576	18.672	17.964
2	8:47:58.400	55.913	+0.021	20.534	17.881	17.498
3	8:48:54.779	56.379	+0.487	20.473	17.993	17.913
4	8:49:50.671	55.892		20.446	17.904	17.542
5	8:50:47.821	57.150	+1.258	21.285	18.397	17.468
6	8:51:43.976	56.155	+0.263	20.541	18.008	17.606

(304) Tiberius Müller

1	8:47:13.829	56.437	+0.539	20.682	18.027	17.728
2	8:48:09.934	56.105	+0.207	20.580	17.931	17.594
3	8:49:05.960	56.026	+0.128	20.555	17.942	17.529
4	8:50:02.088	56.128	+0.230	20.612	17.946	17.570
5	8:50:57.986	55.898		20.544	17.843	17.511

(224) Paul Bernhard

1	8:47:01.009	56.509	+0.461	20.777	18.042	17.690
2	8:47:57.243	56.234	+0.186	20.566	18.005	17.663
3	8:48:54.226	56.983	+0.935	21.030	17.967	17.986
4	8:49:50.274	56.048		20.602	17.824	17.622
5	8:50:46.963	56.689	+0.641	21.040	18.010	17.639
6	8:51:44.327	57.364	+1.316	21.190	18.590	17.584

(313) David Kovac

1	8:46:56.649	56.478	+0.388	20.631	17.869	17.978
2	8:47:52.739	56.090		20.511	17.945	17.634
3	8:48:49.356	56.617	+0.527	20.719	17.856	18.042
4	8:49:45.768	56.412	+0.322	20.791	17.937	17.684
5	8:50:42.701	56.993	+0.843	20.474	18.009	18.450
6	8:51:39.296	56.595	+0.505	20.878	18.064	17.653

(225) Noel Mannsperger

1	8:47:09.699	58.555	+2.463	22.083	18.432	18.040
2	8:48:07.652	57.953	+1.861	21.646	18.444	17.863
3	8:49:04.138	56.486	+0.394	20.798	17.944	17.744
4	8:50:01.365	57.227	+1.135	20.831	18.477	17.919
5	8:50:57.457	56.092		20.649	17.852	17.591

(266) Lean Kircher

1	8:47:17.794	56.642	+0.538	20.706	18.114	17.822
2	8:48:14.017	56.223	+0.119	20.637	18.022	17.664
3	8:49:10.272	56.255	+0.151	20.549	18.016	17.690
4	8:50:06.664	56.392	+0.288	20.638	18.044	17.710
5	8:51:02.768	56.104		20.666	17.843	17.595

(223) Alexandr Machac

1	8:47:03.506	56.857	+0.710	20.700	18.256	17.901
2	8:48:00.133	56.627	+0.480	20.933	17.994	17.700
3	8:48:57.036	56.903	+0.756	21.319	18.032	17.552
4	8:49:53.183	56.147		20.760	17.869	17.518
5	8:50:49.471	56.288	+0.141	20.695	18.099	17.494
6	8:51:45.840	56.369	+0.222	20.876	17.996	17.497

(308) Julian van de Coterlet

1	8:47:04.226	56.357	+0.182	20.820	17.856	17.681
2	8:48:00.428	56.202	+0.027	20.546	17.966	17.690
3	8:48:56.731	56.303	+0.128	20.686	17.958	17.659
4	8:49:52.944	56.213	+0.038	20.494	18.044	17.675
5	8:50:50.022	57.078	+0.903	21.223	18.334	17.521
6	8:51:46.197	56.175		20.531	17.994	17.650

(261) Semih Bektas

1	8:47:10.798	56.623	+0.375	20.979	18.054	17.590
2	8:48:07.250	56.452	+0.204	20.727	18.148	17.577
3	8:49:03.498	56.248		20.619	18.084	17.545
4	8:50:00.424	56.926	+0.678	20.978	18.282	17.666
5	8:50:56.692	56.268	+0.020	20.550	17.945	17.773

(249) Jonas Hubacek

1	8:46:56.254	56.287		20.570	18.069	17.648
---	-------------	---------------	--	--------	--------	---------------

Lap	Time of Day	Lap Tm	Diff	S1 Tm	S2 Tm	S3 Tm
2	8:47:52.655	56.401	+0.114	20.675	17.984	17.742
3	8:48:49.204	56.549	+0.262	20.644	17.980	17.925

(306) Sebastian Novak

1	8:47:11.550	56.509	+0.198	20.718	18.060	17.731
2	8:48:07.875	56.325	+0.014	20.598	17.960	17.767
3	8:49:04.258	56.383	+0.072	20.717	18.079	17.587
4	8:50:01.554	57.296	+0.985	20.952	18.411	17.933
5	8:50:57.865	56.311		20.625	17.991	17.695

(246) Marvin Zimmermann

1	8:47:14.843	56.788	+0.455	20.828	18.152	17.808
2	8:48:11.550	56.707	+0.374	20.897	18.140	17.670
3	8:49:08.131	56.581	+0.248	20.751	18.090	17.740
4	8:50:04.464	56.333		20.663	17.952	17.718
5	8:51:01.045	56.581	+0.248	20.621	18.106	17.854

(294) Leo Klok

1	8:47:06.396	56.361	+0.024	20.764	17.962	17.635
2	8:48:05.407	59.011	+2.674	22.196	19.097	17.718
3	8:49:02.085	56.678	+0.341	20.815	18.144	17.719
4	8:49:58.474	56.389	+0.052	20.684	18.026	17.679
5	8:50:54.811	56.337		20.594	17.999	17.744
6	8:51:51.433	56.622	+0.285	20.594	17.969	18.059

(211) Presian Stoyanov

1	8:47:06.930	56.594		20.853	18.083	17.658
2	8:48:03.890	56.960	+0.366	20.850	18.419	17.691
3	8:49:00.770	56.880	+0.286	20.760	18.430	17.690
4	8:50:03.176	1:02.406	+5.812	26.366	18.328	17.712
5	8:51:00.447	57.271	+0.677	20.830	18.156	18.285

(275) Mico Lionn Schweers

1	8:47:04.891	57.907	+1.137	21.871	18.194	17.842
2	8:48:01.661	56.770		21.160	17.960	17.650
3	8:48:58.831	57.170	+0.400	21.174	18.193	17.803
4	8:49:57.260	58.429	+1.659	21.086	18.125	19.218
5	8:50:54.612	57.352	+0.582	21.381	18.199	17.772
6	8:51:51.772	57.160	+0.390	21.162	18.026	17.972

(212) Jonathan Maier

1	8:47:08.628	57.095	+0.202	20.956	18.294	17.845
2	8:48:06.031	57.403	+0.510	20.936	18.504	17.963
3	8:49:02.924	56.893		20.837	18.224	17.832
4	8:50:02.343	59.419	+2.526	21.305	19.086	19.028

Orbits



DMKM - Mini

Super Heat

Track length: 1.190 Km

Race Started: 11:25:31

Best Lap by: 221 - Devin Titz - 55.569


Rank	#	Driver	Nat	Sponsor Entrant	Nat	License E-License	Make	laps	T. Time Diff	Best Lap	Penalty	Points
1	1	309 Zdenek Babicek	CZE	TEPZ RACING TEAM	CZE	ITG24AS0179 IBL24AT00581	MS KART/IAME/Vega	10	9:19.139	55.639		75
2	-1	244 Milan Rossi	DEU	Lanari Racing Team	DEU	NKA13619 KBF17166	KR/IAME/Vega	10	9:19.187 0.048	55.605		69
3	6	214 Henri Möhring	DEU	ADAC Hessen-Thüringen e.V. TB Racing Team	DEU	NKA16972 KBF38262	KR/IAME/Vega	10	9:26.162 7.023	55.661		63
4	-1	222 Carlos Nees	DEU	NEES RACING	DEU	NKA17874 KBF17863	KR/IAME/Vega	10	9:26.589 7.450	55.879		57
5	-1	285 Felix Groneck	DEU	CRG Holland	NLD	NKA16373 IBL15521007	CRG/TM/Vega	10	9:27.060 7.921	55.833		51
6	8	221 Devin Titz	DEU	CRG Holland	NLD	NKA14835 IBL15521	CRG/TM/Vega	10	9:27.315 8.176	55.569		48
7	5	237 William Sterup Nielsen	DNK	CRG-Deutschland	DEU	NKA95174 KBF42811	CRG/TM/Vega	10	9:27.454 8.315	55.624		45
8	-1	247 Ben Schumacher	DEU	ADAC Team Weser-Ems e.V. CRG Holland	NLD	NKA10666 IBL15521008	CRG/TM/Vega	10	9:27.595 8.456	56.106		42
9	2	304 Tiberius Müller	DEU	NEES RACING	DEU	NKA21274 KBF17863	Redspeed/IAME/Vega	10	9:27.909 8.770	56.058		39
10	0	277 Nick Ried	DEU	Lanari Racing Team	DEU	NKA10695 KBF17166	KR/IAME/Vega	10	9:30.471 11.332	56.182		36
11	-6	301 Senn Lindeman	NLD	Paauwer Kart Racing	NLD	NKA50470 IBL19655006	Birel ART/TM/Vega	10	9:30.703 11.564	56.288		34
12	-6	219 Gustav Christensen	SWE	CRG Holland	NLD	NKA133604 IBL15521	CRG/TM/Vega	10	9:32.165 13.026	55.783		32
13	5	312 Minjae Kim	KOR	Dörr Motorsport	DEU	ITGDK018575 BIC38420	KR/IAME/Vega	10	9:32.201 13.062	56.310		30
14	2	311 Peter Gunther Mayer	CZE	SKYLARKS Karting Team	CZE	ITC-C24AS0680 IBL24AT00701	Praga/IAME/Vega	10	9:32.262 13.123	56.295		28
15	2	207 Ruudi Algre	EST	Maranello SRP Factory Team	DEU	NKA26406 KBF38275	Maranello/TM/Vega	10	9:32.640 13.501	56.252		26
16	-1	313 David Kovac	CZE	Skylark's	CZE	NKA24AS0668 IDC24AT00701	Praga/TM/Vega	10	9:32.835 13.696	56.487		24
17	-4	233 Ruben Opitz	DEU	NEES RACING	DEU	NKA10450 KBF38362	KR/IAME/Vega	10	9:33.631 14.492	56.302		22
18	12	249 Jonas Hubacek	CZE	Michal Hubacek	CZE	NKA24AS0050 IBL24AT00121	MS KART/TM/Vega	10	9:33.680 14.541	56.019		20
19	10	266 Lean Kircher	DEU	ADAC Hessen-Thüringen e.V. Ebert Motorsport	DEU	NKA25532 KBF38528	Alonso Kart/TM/Vega	10	9:34.293 15.154	56.156		18
20	-1	223 Alexandr Machac	CZE	SIM-ON	DEU	NTG C24AS0666 KBF39246	Drago Corse/TM/Vega	10	9:34.572 15.433	56.165		17
21	4	308 Julian van de Coterlet	NLD	Falcon racing team	NLD	NKA123445 BIC11345	Falcon/IAME/Vega	10	9:34.800 15.661	55.982		16
22	12	310 Pavel Petras	CZE	Duck Racing	CZE	ITG24AS0435 KBF2401191	Drago corse/TM/Vega	10	9:36.295 17.156	56.337		15
23	4	220 Neo Knapp	DEU	Team NKS	DEU	NKA11204 KBF42057	DR/TM/Vega	10	9:36.844 17.705	56.072		14
24	12	275 Mico Lionn Schweers	DEU	Swantje Schweers	DEU	NKA26817 BEK26817	Oberon/IAME/Vega	10	9:37.104 17.965	56.581		13
25	10	246 Marvin Zimmermann	DEU	NEES RACING	DEU	NKA10834 KBF17863	KR/IAME/Vega	10	9:37.814 18.675	56.367		12
26	5	306 Sebastian Novak	CZE	Tomsped Racing Team	CZE	IACJ24AS0462 IBL24AT01081	Parolin/TM/Vega	10	9:38.057 18.918	56.481		11
27	-4	261 Semih Bektas	DEU	Lanari Racing Team	DEU	NKA42993 BIC17166	KR/IAME/Vega	10	9:42.836 23.697	56.281	+ 5 sec	10
28	0	208 Roman Meister	DEU	TSUNAMI R.T.	ITA	NKA27196 IBL181	KR/IAME/Vega	10	9:44.148 25.009	55.992		9
29	-5	274 Bruno Kortekaas	NLD	CRG Holland	NLD	NKA52405 IBL15521007	CRG/TM/Vega	10	9:48.968 29.829	55.844	+ 5 sec	8
30	-22	241 Damian Luca Zeller	DEU	APEX Performance	DEU	NKA28615 KBF38438	Maranello/TM/Vega	8	7:32.832 2 Laps	55.637		7
31	-9	225 Noel Mannsperger	DEU	NEES RACING	DEU	NKA11122 KBF17863	KR/IAME/Vega	7	7:36.471 3 Laps	56.542		6
32	-12	294 Leo Klok	NLD	Miranda Klok-Holtjer	NLD	NKA52623 BEK52403	Oberon/IAME/Vega	5	4:49.082 5 Laps	56.584		5
33	-12	211 Presian Stoyanov	DEU	ADAC Berlin-Brandenburg e.V. TR Motorsport	DEU	NKA30339 KBF42809	RS/IAME/Vega	0	1.403 10 Laps			4
34	-8	224 Paul Bernhard	DEU	Valier Motorsport	DEU	NKA41687 KBF39300	Energy/TM/Vega	0	1.834 10 Laps			3
35	-2	212 Jonathan Maier	DEU	7L-Performance	DEU	NKA41248 KBF38668	Tony Kart/TM/Vega	0	3.589 10 Laps			2
36	-4	255 Alex Huizer	NLD	CRG Holland	NLD	NKA52410 IBL15521007	CRG/TM/Vega	0				1

Announcements

274,261 + 5 sec front fairing

Timekeeper
M.Riehmers

Race Director
H.Seidel



INT. ADAC Kartrennen Wackersdorf

DMKM - Mini

Pro Kart Raceland Wackersdorf 1,190 Km

Super Heat

16.06.2024 11:20

Race (10 Laps) started at 11:25:31

Lap	Time of Day	Lap Tm	Diff	S1 Tm	S2 Tm	S3 Tm
(309) Zdenek Babicek						
1	11:26:29.157	57.241	+1.602	21.596	17.949	17.696
2	11:27:24.862	55.705	+0.066	20.366	17.720	17.619
3	11:28:20.779	55.917	+0.278	20.483	17.847	17.587
4	11:29:16.560	55.781	+0.142	20.433	17.849	17.499
5	11:30:12.199	55.639		20.406	17.749	17.484
6	11:31:07.883	55.684	+0.045	20.322	17.794	17.568
7	11:32:03.690	55.807	+0.168	20.355	17.926	17.526
8	11:32:59.387	55.697	+0.058	20.381	17.802	17.514
9	11:33:55.081	55.694	+0.055	20.320	17.855	17.519
10	11:34:50.952	55.871	+0.232	20.350	17.775	17.746

Lap	Time of Day	Lap Tm	Diff	S1 Tm	S2 Tm	S3 Tm
(244) Milan Rossi						
1	11:26:28.745	56.932	+1.327	21.318	17.937	17.677
2	11:27:24.734	55.989	+0.384	20.510	17.776	17.703
3	11:28:20.835	56.101	+0.496	20.751	17.823	17.527
4	11:29:16.680	55.845	+0.240	20.521	17.796	17.528
5	11:30:12.373	55.693	+0.088	20.398	17.773	17.522
6	11:31:07.978	55.605		20.307	17.745	17.553
7	11:32:03.815	55.837	+0.232	20.419	17.910	17.508
8	11:32:59.457	55.642	+0.037	20.406	17.745	17.491
9	11:33:55.185	55.728	+0.123	20.379	17.857	17.492
10	11:34:51.000	55.815	+0.210	20.363	17.789	17.663

Lap	Time of Day	Lap Tm	Diff	S1 Tm	S2 Tm	S3 Tm
(214) Henri Mörhing						
1	11:26:30.301	57.938	+2.277	21.865	18.195	17.878
2	11:27:26.399	56.098	+0.437	20.507	17.956	17.635
3	11:28:22.253	55.854	+0.193	20.425	17.801	17.628
4	11:29:17.964	55.711	+0.050	20.433	17.748	17.530
5	11:30:13.625	55.651		20.359	17.867	17.435
6	11:31:10.112	56.487	+0.826	20.662	17.949	17.876
7	11:32:06.708	56.596	+0.935	20.810	18.050	17.736
8	11:33:03.937	57.229	+1.568	21.055	17.983	18.191
9	11:34:01.164	57.227	+1.566	21.022	17.993	18.212
10	11:34:57.975	56.811	+1.150	20.878	18.045	17.888

Lap	Time of Day	Lap Tm	Diff	S1 Tm	S2 Tm	S3 Tm
(222) Carlos Nees						
1	11:26:29.437	57.537	+1.658	21.430	18.265	17.842
2	11:27:25.444	56.007	+0.128	20.536	17.872	17.699
3	11:28:21.323	55.879		20.451	17.747	17.681
4	11:29:17.310	55.987	+0.108	20.488	17.809	17.690
5	11:30:13.525	56.215	+0.936	20.787	17.816	17.612
6	11:31:10.181	56.656	+0.777	20.634	17.954	18.068
7	11:32:06.886	56.705	+0.826	20.779	18.108	17.818
8	11:33:03.873	56.987	+1.108	20.729	18.099	18.159
9	11:34:01.037	57.164	+1.285	20.882	18.064	18.218
10	11:34:58.402	57.365	+1.486	21.158	18.112	18.095

Lap	Time of Day	Lap Tm	Diff	S1 Tm	S2 Tm	S3 Tm
(285) Felix Gronck						
1	11:26:29.579	57.588	+1.755	21.688	18.095	17.805
2	11:27:25.638	56.059	+0.226	20.576	17.868	17.615
3	11:28:21.548	55.910	+0.077	20.524	17.823	17.563
4	11:29:17.381	55.833		20.419	17.892	17.522
5	11:30:13.397	56.016	+0.183	20.536	17.850	17.630
6	11:31:09.926	56.529	+0.696	20.631	17.912	17.986
7	11:32:06.644	56.718	+0.885	20.878	18.056	17.784
8	11:33:04.163	57.519	+1.686	20.807	18.387	18.325
9	11:34:01.600	57.437	+1.604	21.357	18.228	17.852
10	11:34:58.873	57.273	+1.440	20.872	18.219	18.182

Lap	Time of Day	Lap Tm	Diff	S1 Tm	S2 Tm	S3 Tm
(221) Devin Titz						
1	11:26:31.610	58.699	+3.130	22.347	18.238	18.114
2	11:27:28.145	56.535	+0.966	20.920	18.002	17.613
3	11:28:24.399	56.254	+0.685	20.407	17.928	17.919
4	11:29:20.663	56.264	+0.695	20.795	17.896	17.573
5	11:30:16.581	55.918	+0.349	20.369	17.971	17.578
6	11:31:12.150	55.569		20.290	17.811	17.468
7	11:32:08.671	56.521	+0.952	20.739	18.161	17.621
8	11:33:04.448	56.777	+0.208	20.307	17.858	17.612
9	11:34:01.781	57.393	+1.764	20.950	18.075	18.308
10	11:34:59.128	57.347	+1.778	20.816	17.966	18.565

Lap	Time of Day	Lap Tm	Diff	S1 Tm	S2 Tm	S3 Tm
(237) William Sterup Nielsen						

Lap	Time of Day	Lap Tm	Diff	S1 Tm	S2 Tm	S3 Tm
(247) Ben Schumacher						
1	11:26:31.262	58.510	+2.886	22.283	18.202	18.025
2	11:27:28.530	57.268	+1.644	21.494	18.119	17.655
3	11:28:24.564	56.034	+0.410	20.634	17.920	17.480
4	11:29:21.159	56.595	+0.971	20.996	18.028	17.571
5	11:30:16.914	55.755	+0.131	20.433	17.877	17.445
6	11:31:12.811	55.897	+0.273	20.437	17.899	17.561
7	11:32:09.417	56.606	+0.982	20.497	18.281	17.828
8	11:33:05.041	55.624		20.355	17.763	17.506
9	11:34:01.739	56.698	+1.074	20.512	18.204	17.982
10	11:34:59.267	57.528	+1.904	21.413	17.996	18.119

Lap	Time of Day	Lap Tm	Diff	S1 Tm	S2 Tm	S3 Tm
(304) Tiberius Müller						
1	11:26:30.702	58.465	+2.359	22.212	18.246	18.007
2	11:27:26.979	56.277	+0.171	20.531	18.052	17.694
3	11:28:23.303	56.324	+0.218	20.740	17.928	17.656
4	11:29:19.443	56.140	+0.034	20.485	18.007	17.648
5	11:30:15.577	56.134	+0.028	20.438	18.059	17.637
6	11:31:12.088	56.511	+0.405	20.830	18.046	17.635
7	11:32:09.694	57.606	+1.500	20.972	18.633	18.001
8	11:33:05.813	56.119	+0.013	20.531	17.950	17.638
9	11:34:01.919	56.106		20.413	17.889	17.804
10	11:34:59.408	57.489	+1.383	21.052	18.278	18.159

Lap	Time of Day	Lap Tm	Diff	S1 Tm	S2 Tm	S3 Tm
(277) Nick Ried						
1	11:26:31.442	59.002	+2.944	22.229	18.791	17.982
2	11:27:28.377	56.935	+0.877	21.295	17.990	17.650
3	11:28:25.159	56.782	+0.724	21.078	18.061	17.643
4	11:29:21.619	56.460	+0.402	20.598	18.043	17.819
5	11:30:17.785	56.166	+0.108	20.611	17.942	17.613
6	11:31:14.034	56.249	+0.191	20.560	18.009	17.680
7	11:32:10.350	56.316	+0.258	20.599	17.984	17.733
8	11:33:06.408	56.058		20.576	17.938	17.549
9	11:34:02.545	56.137	+0.079	20.538	17.940	17.659
10	11:34:59.722	57.177	+1.119	20.746	18.130	18.301

Lap	Time of Day	Lap Tm	Diff	S1 Tm	S2 Tm	S3 Tm
(301) Senn Lindeman						
1	11:26:31.717	59.123	+2.941	22.893	18.186	18.044
2	11:27:28.994	57.277	+1.095	21.232	18.296	17.749
3	11:28:25.297	56.303	+0.121	20.671	18.023	17.609
4	11:29:22.607	57.310	+1.128	20.703	18.616	17.991
5	11:30:19.549	56.942	+0.760	20.515	18.075	18.352
6	11:31:16.771	57.222	+1.040	21.321	18.057	17.844
7	11:32:12.985	56.214	+0.032	20.510	17.911	17.793
8	11:33:09.167	56.182		20.594	17.983	17.605
9	11:34:05.816	56.649	+0.467	20.462	18.250	17.947
10	11:35:02.284	56.468	+0.286	20.738	17.891	17.839

Lap	Time of Day	Lap Tm	Diff	S1 Tm	S2 Tm	S3 Tm
(312) Minjae Kim						
1	11:26:30.854	58.777	+2.489	22.013	18.541	18.223
2	11:27:27.394	56.540	+0.252	20.593	18.112	17.835
3	11:28:24.286	56.892	+0.604	20.565	18.274	18.053
4	11:29:22.226	57.940	+1.652	21.544	18.547	17.849
5	11:30:19.580	57.354	+1.066	20.573	18.381	

INT. ADAC Kartrennen Wackersdorf

DMKM - Mini

Pro Kart Raceland Wackersdorf 1,190 Km

Super Heat

16.06.2024 11:20

Race (10 Laps) started at 11:25:31

Lap	Time of Day	Lap Tm	Diff	S1 Tm	S2 Tm	S3 Tm
3	11:28:26.441	56.883	+0.573	20.637	18.359	17.887
4	11:29:23.512	57.071	+0.761	20.568	18.101	18.412
5	11:30:20.412	56.900	+0.590	20.988	18.040	17.872
6	11:31:16.999	56.587	+0.277	20.651	18.125	17.811
7	11:32:14.059	57.060	+0.750	20.835	18.289	17.936
8	11:33:11.308	57.249	+0.939	21.043	18.364	17.842
9	11:34:07.618	56.310		20.593	17.995	17.722
10	11:35:04.014	56.396	+0.086	20.599	17.941	17.856

(311) Peter Gunther Mayer

1	11:26:33.154	1:00.127	+3.832	23.256	19.022	17.849
2	11:27:29.817	56.668	+0.368	20.905	18.056	17.702
3	11:28:26.664	56.847	+0.552	21.105	18.135	17.607
4	11:29:23.248	56.584	+0.289	20.668	17.899	18.017
5	11:30:20.674	57.426	+1.131	21.014	18.054	18.358
6	11:31:17.335	56.661	+0.366	20.629	18.363	17.669
7	11:32:14.119	56.784	+0.489	20.622	18.195	17.967
8	11:33:11.467	57.348	+1.053	20.999	18.158	18.191
9	11:34:07.762	56.295		20.763	17.915	17.617
10	11:35:04.075	56.313	+0.018	20.687	17.962	17.664

(207) Ruudi Algre

1	11:26:33.242	1:00.439	+4.187	23.332	19.302	17.805
2	11:27:30.052	56.810	+0.558	21.062	18.064	17.684
3	11:28:27.156	57.104	+0.852	21.039	18.195	17.870
4	11:29:23.408	56.252		20.541	17.935	17.776
5	11:30:20.595	57.187	+0.935	20.923	18.353	17.911
6	11:31:17.465	56.870	+0.618	20.964	18.236	17.670
7	11:32:14.272	56.807	+0.555	20.643	18.164	18.000
8	11:33:11.371	57.099	+0.847	20.991	18.298	17.810
9	11:34:07.996	56.625	+0.373	20.722	18.170	17.733
10	11:35:04.453	56.457	+0.205	20.818	18.012	17.627

(313) David Kovac

1	11:26:31.862	59.212	+2.725	23.045	18.246	17.921
2	11:27:29.231	57.369	+0.882	21.314	18.325	17.730
3	11:28:26.048	56.817	+0.930	20.791	18.280	17.746
4	11:29:22.992	56.944	+0.457	20.544	18.318	18.082
5	11:30:19.848	56.856	+0.369	20.932	18.162	17.762
6	11:31:16.925	57.077	+0.590	20.881	18.113	18.083
7	11:32:14.419	57.494	+1.007	20.761	18.626	18.107
8	11:33:11.630	57.211	+0.724	20.897	18.455	17.859
9	11:34:08.117	56.487		20.756	18.088	17.643
10	11:35:04.648	56.531	+0.044	20.760	18.173	17.598

(233) Ruben Opitz

1	11:26:31.589	59.061	+2.759	22.693	18.356	18.012
2	11:27:28.856	57.267	+0.965	21.332	18.217	17.718
3	11:28:25.750	56.894	+0.592	20.833	18.448	17.613
4	11:29:22.860	57.110	+0.808	20.556	18.317	18.237
5	11:30:19.932	57.072	+0.770	21.110	18.238	17.724
6	11:31:19.771	59.839	+3.537	21.243	18.963	19.633
7	11:32:16.490	56.719	+0.417	20.826	18.090	17.803
8	11:33:12.803	56.313	+0.011	20.545	18.016	17.752
9	11:34:09.105	56.302		20.624	17.984	17.694
10	11:35:05.444	56.339	+0.037	20.648	17.968	17.733

(249) Jonas Hubacek

1	11:26:34.669	1:00.655	+4.636	22.748	19.322	18.585
2	11:27:31.638	56.969	+0.950	20.833	18.279	17.857
3	11:28:28.203	56.565	+0.546	20.592	18.037	17.936
4	11:29:24.463	56.260	+0.241	20.567	17.872	17.821
5	11:30:22.163	57.700	+1.681	21.036	18.329	18.335
6	11:31:20.315	58.152	+2.133	21.037	18.429	18.686
7	11:32:17.144	56.829	+0.810	20.628	18.073	18.128
8	11:33:13.424	56.280	+0.261	20.611	18.014	17.655
9	11:34:09.443	56.019		20.385	17.976	17.658
10	11:35:05.493	56.050	+0.031	20.510	17.946	17.594

(266) Lean Kircher

1	11:26:35.584	1:00.827	+4.671	22.726	19.299	18.802
2	11:27:32.408	56.824	+0.668	20.816	18.064	17.944
3	11:28:28.894	56.486	+0.330	20.656	18.072	17.758
4	11:29:25.137	56.243	+0.087	20.542	17.962	17.739

Lap	Time of Day	Lap Tm	Diff	S1 Tm	S2 Tm	S3 Tm
5	11:30:22.173	57.036	+0.880	20.619	18.158	18.259
6	11:31:20.078	57.905	+1.749	20.888	18.446	18.571
7	11:32:17.204	57.126	+0.970	20.627	18.347	18.152
8	11:33:13.727	56.523	+0.367	20.776	18.033	17.714
9	11:34:09.950	56.223	+0.067	20.427	18.007	17.789
10	11:35:06.106	56.156		20.485	17.954	17.717

(223) Alexandr Machac

1	11:26:34.470	1:01.347	+5.182	23.387	19.384	18.576
2	11:27:31.350	56.880	+0.715	20.895	18.247	17.738
3	11:28:27.768	56.418	+0.253	20.742	18.063	17.613
4	11:29:24.543	56.775	+0.610	20.635	18.077	18.063
5	11:30:23.043	58.500	+2.335	20.817	18.301	19.382
6	11:31:20.710	57.667	+1.502	20.902	18.167	18.598
7	11:32:17.645	56.935	+0.770	20.858	18.291	17.786
8	11:33:13.980	56.335	+0.170	20.679	18.098	17.558
9	11:34:10.220	56.240	+0.075	20.584	18.014	17.642
10	11:35:06.385	56.165		20.577	17.989	17.599

(308) Julian van de Coterlet

1	11:26:35.827	1:01.709	+5.727	23.740	19.228	18.741
2	11:27:32.731	56.904	+0.922	20.959	18.194	17.751
3	11:28:29.382	56.651	+0.669	20.938	18.095	17.618
4	11:29:25.775	56.893	+0.411	20.863	17.940	17.590
5	11:30:22.278	56.503	+0.521	20.644	17.964	17.895
6	11:31:20.739	58.461	+2.479	21.238	18.231	18.992
7	11:32:18.094	57.355	+1.373	20.996	18.644	17.715
8	11:33:14.496	56.402	+0.420	20.661	17.920	17.821
9	11:34:10.631	56.135	+0.153	20.508	18.019	17.608
10	11:35:06.613	55.982		20.588	17.830	17.564

(310) Pavel Petras

1	11:26:35.737	1:01.437	+5.100	23.399	19.461	18.577
2	11:27:32.830	57.093	+0.756	21.212	18.178	17.703
3	11:28:29.796	56.966	+0.629	20.704	18.068	18.194
4	11:29:26.133	56.337		20.710	18.016	17.611
5	11:30:22.669	56.536	+0.199	20.488	17.909	18.139
6	11:31:20.847	58.178	+1.841	20.953	18.317	18.908
7	11:32:17.999	57.152	+0.815	20.981	18.262	17.909
8	11:33:14.825	56.826	+0.489	20.550	18.029	18.247
9	11:34:11.711	56.886	+0.549	20.955	17.990	17.941
10	11:35:08.108	56.397	+0.060	20.602	18.013	17.782

(220) Neo Knapp

1	11:26:36.533	1:02.137	+6.065	23.431	19.757	18.949
2	11:27:33.280	56.747	+0.675	20.925	18.144	17.678
3	11:28:29.477	56.197	+0.125	20.733	17.884	17.580
4	11:29:25.561	56.084	+0.012	20.624	17.937	17.523
5	11:30:21.827	56.266	+0.194	20.555	17.929	17.782
6	11:31:23.212	1:01.385	+5.313	20.748	17.964	18.061
7	11:32:19.713	56.501	+0.429	20.748	17.964	17.789
8	11:33:15.785	56.072		20.562	17.912	17.598
9	11:34:12.023	56.238	+0.166	20.734	17.839	17.665
10	11:35:08.657	56.634	+0.562	20.986	18.031	17.617

(275) Mico Lionn Schweers

1	11:26:36.248	1:01.599	+5.018	23.526	19.257	18.816
2	11:27:33.059	56.811	+0.230	20.958	18.147	17.706
3	11:28:29.892	56.833	+0.252	21.023	18.110	17.700
4	11:29:26.588	56.696	+0.115	20.788	18.222	17.686
5	11:30:23.169	56.581		20.677	18.131	17.773
6	11:31:21.030	57.861	+1.280	21.147	18.772	17.942
7	11:32:18.128	57.098	+0.517	20.966	18.248	17.884
8	11:33:14.982	56.854	+0.273	20.862	18.139	17.853
9	11:34:11.887	56.905	+0.324	20.683	18.113	18.109
10	11:35:08.917	57.030	+0.449	21.268	18.123	17.639

(246) Marvin Zimmermann

1	11:26:36.605	1:01.091	+4.724	22.939	19.265	18.887
2	11:27:33.735	57.130	+0.763	21.306	18.156	17.668
3	11:28:30.286	56.551	+0.184	20.808	17.983	17.760
4	11:29:26.653	56.367		20.714	18.139	17.514
5	11:30:23.561	56.908	+0.541	21.046	18.086	17.776
6	11:31:21.101	57.540	+1.173	21.077	18.595	17.868

Orbits

INT. ADAC Kartrennen Wackersdorf

DMKM - Mini

Pro Kart Raceland Wackersdorf 1,190 Km

Super Heat

16.06.2024 11:20

Race (10 Laps) started at 11:25:31

Lap	Time of Day	Lap Tm	Diff	S1 Tm	S2 Tm	S3 Tm	Lap	Time of Day	Lap Tm	Diff	S1 Tm	S2 Tm	S3 Tm
7	11:32:18.344	57.243	+0.876	21.213	18.292	17.738	2	11:27:29.734	57.359	+0.775	20.935	18.532	17.892
8	11:33:15.077	56.733	+0.366	20.836	18.114	17.783	3	11:28:27.087	57.353	+0.769	21.028	18.466	17.859
9	11:34:12.673	57.596	+1.229	21.298	18.467	17.831	4	11:29:23.671	56.584		20.868	18.042	17.674
10	11:35:09.627	56.954	+0.587	20.813	18.177	17.964	5	11:30:20.895	57.224	+0.640	21.293	18.255	17.676

(306) Sebastian Novak

1	11:26:37.020	1:02.037	+5.556	23.636	19.499	18.902
2	11:27:34.130	57.110	+0.629	21.101	18.235	17.774
3	11:28:31.402	57.272	+0.791	20.749	18.402	18.121
4	11:29:27.883	56.481		20.706	18.138	17.637
5	11:30:24.429	56.546	+0.065	20.696	18.193	17.657
6	11:31:22.073	57.644	+1.163	20.822	19.102	17.720
7	11:32:18.870	56.797	+0.316	20.860	18.284	17.653
8	11:33:15.709	56.839	+0.358	20.769	18.228	17.842
9	11:34:12.838	57.129	+0.648	20.986	18.252	17.891
10	11:35:09.870	57.032	+0.551	20.900	18.194	17.938

(261) Semih Bektas

1	11:26:37.134	1:03.542	+7.261	24.126	20.208	19.208
2	11:27:34.307	57.173	+0.892	21.223	18.222	17.728
3	11:28:31.145	56.838	+0.557	20.832	18.006	18.000
4	11:29:27.426	56.281		20.680	18.013	17.588
5	11:30:23.805	56.379	+0.098	20.629	17.980	17.770
6	11:31:21.169	57.364	+1.083	20.972	18.734	17.658
7	11:32:18.512	57.343	+1.062	21.417	18.264	17.662
8	11:33:15.209	56.697	+0.416	20.936	18.022	17.739
9	11:34:11.987	56.778	+0.497	20.917	17.973	17.888
10	11:35:09.649	57.662	+1.381	21.308	18.227	18.127

(208) Roman Meister

1	11:26:43.214	1:09.423	+13.431	23.520	19.366	26.537
2	11:27:44.077	1:00.863	+4.871	24.420	18.597	17.846
3	11:28:40.612	56.535	+0.543	20.735	18.049	17.751
4	11:29:36.905	56.293	+0.301	20.659	17.981	17.653
5	11:30:33.095	56.190	+0.198	20.598	17.906	17.686
6	11:31:30.107	57.012	+1.020	21.126	18.123	17.763
7	11:32:26.099	55.922		20.507	17.861	17.624
8	11:33:22.822	56.723	+0.731	20.491	18.216	18.016
9	11:34:19.101	56.279	+0.287	20.516	17.927	17.836
10	11:35:15.961	56.860	+0.868	21.314	17.963	17.583

(274) Bruno Kortekaas

1	11:26:45.204	1:11.681	+15.837	23.666	19.306	28.709
2	11:27:45.061	59.857	+4.013	23.727	18.235	17.895
3	11:28:41.304	56.243	+0.399	20.673	17.952	17.618
4	11:29:37.148	55.844		20.422	17.886	17.536
5	11:30:33.193	56.045	+0.201	20.541	17.873	17.631
6	11:31:30.216	57.023	+1.179	21.229	18.173	17.621
7	11:32:26.263	56.047	+0.203	20.560	17.866	17.621
8	11:33:22.903	56.640	+0.796	20.555	17.847	18.238
9	11:34:19.269	56.366	+0.522	20.636	17.861	17.869
10	11:35:15.781	56.512	+0.668	21.000	17.847	17.665

(241) Damian Luca Zeller

1	11:26:31.287	58.837	+3.200	22.049	18.439	18.349
2	11:27:27.798	56.511	+0.874	20.781	17.980	17.750
3	11:28:24.278	56.480	+0.843	20.491	17.995	17.994
4	11:29:20.962	56.684	+1.047	21.076	18.036	17.572
5	11:30:16.793	56.831	+0.194	20.311	17.879	17.641
6	11:31:12.430	55.637		20.302	17.772	17.563
7	11:32:08.993	56.563	+0.926	20.711	18.280	17.572
8	11:33:04.645	56.652	+0.015	20.302	17.833	17.517

(225) Noel Mannsperger

1	11:26:33.093	59.653	+3.111	22.864	18.878	17.911
2	11:27:30.856	57.768	+1.221	21.493	18.383	17.887
3	11:28:27.398	56.542		20.656	18.141	17.745
4	11:29:24.305	56.907	+0.365	20.851	18.087	17.969
5	11:30:21.076	56.771	+0.229	20.872	18.206	17.693
6	11:32:10.780	1:49.704	+53.162	1:01.575	28.860	19.269
7	11:33:08.284	57.504	+0.962	20.712	18.217	18.575

(294) Leo Klok

1	11:26:32.375	59.067	+2.483	22.759	18.427	17.881
---	--------------	---------------	--------	--------	--------	--------



INT. ADAC Kartrennen Wackersdorf

Lapchart

DMKM - Mini

Pro Kart Raceland Wackersdorf 1,190 Km

Super Heat

16.06.2024 11:20

Race (10 Laps) started at 11:25:31

Competitors	Laps											
		0	1	2	3	4	5	6	7	8	9	10
Milan Rossi (244)	1	244	244	244	309	309	309	309	309	309	309	309
Carlos Nees (222)	2	222	309	309	244	244	244	244	244	244	244	244
Zdenek Babicek (309)	3	309	222	222	222	222	285	285	285	222	222	214
Felix Gronneck (285)	4	285	285	285	285	285	222	214	214	214	214	222
Senn Lindeman (301)	5	301	214	214	214	214	214	222	222	219	219	285
Gustav Christensen (219)	6	219	247	247	247	247	247	219	219	285	285	221
Ben Schumacher (247)	7	247	301	301	219	219	219	247	221	221	237	237
Henri Möhring (214)	8	214	219	219	241	221	221	221	241	241	221	247
Tiberius Müller (304)	9	304	237	241	301	241	241	241	237	237	247	304
Damian Luca Zeller (241)	10	241	241	221	221	237	237	237	247	247	304	277
Ruben Opitz (233)	11	233	304	304	237	304	304	304	304	304	277	301
Nick Ried (277)	12	277	233	237	304	301	277	301	301	301	301	219
David Kovac (313)	13	313	221	233	277	277	301	277	277	277	312	312
William Sterup Nielsen (237)	14	237	277	277	233	233	313	313	312	312	311	311
Ruudi Algre (207)	15	207	313	313	313	313	233	312	311	207	207	207
Devin Titz (221)	16	221	294	312	312	311	312	311	207	311	313	313
Peter Gunther Mayer (311)	17	311	312	294	311	207	207	207	313	313	233	233
Alexandr Machac (223)	18	223	225	311	294	312	311	233	233	233	249	249
Minjae Kim (312)	19	312	311	207	207	294	294	266	249	249	266	266
Presian Stoyanov (211)	20	211	207	225	225	225	225	249	266	266	223	223
Leo Klok (294)	21	294	223	223	223	249	220	223	223	223	308	308
Noel Mannsperger (225)	22	225	249	249	249	223	249	308	310	308	310	310
Bruno Kortekaas (274)	23	274	266	266	266	266	266	310	308	310	275	220
Semih Bektas (261)	24	261	310	308	308	220	308	275	275	275	261	275
Paul Bernhard (224)	25	224	308	310	220	308	310	246	246	246	220	246
Roman Meister (208)	26	208	275	275	310	310	223	261	261	261	246	261
Jonas Hubacek (249)	27	249	220	220	275	275	275	306	306	306	306	306
Julian van de Coterlet (308)	28	308	246	246	246	246	246	220	220	220	208	274
Pavel Petras (310)	29	310	306	306	261	261	261	208	208	208	274	208
Neo Knapp (220)	30	220	261	261	306	306	306	274	274	274		
Mico Lionn Schweers (275)	31	275	208	208	208	208	208	225	225			
Lean Kircher (266)	32	266	274	274	274	274	274					
Sebastian Novak (306)	33	306										
Jonathan Maier (212)	34	212										
Marvin Zimmermann (246)	35	246										
-	36											



DMKM - Mini

Super Heat Revision 2

Track length: 1.190 Km

Race Started: 11:25:31

Best Lap by: 221 - Devin Titz - 55.569

Rank	#	Driver	Nat	Sponsor Entrant	Nat	License E-License	Make	laps	T. Time Diff	Best Lap	Penalty	Points
1	1	309 Zdenek Babicek	CZE	TEPZ RACING TEAM	CZE	ITG24AS0179 IBL24AT00581	MS KART/IAME/Vega	10	9:19.139	55.639		75
2	-1	244 Milan Rossi	DEU	Lanari Racing Team	DEU	NKA13619 KBF17166	KR/IAME/Vega	10	9:19.187 0.048	55.605		69
3	6	214 Henri Möhring	DEU	ADAC Hessen-Thüringen e.V. TB Racing Team	DEU	NKA16972 KBF38262	KR/IAME/Vega	10	9:26.162 7.023	55.661		63
4	-1	222 Carlos Nees	DEU	NEES RACING	DEU	NKA17874 KBF17863	KR/IAME/Vega	10	9:26.589 7.450	55.879		57
5	-1	285 Felix Groneck	DEU	CRG Holland	NLD	NKA16373 IBL15521007	CRG/TM/Vega	10	9:27.060 7.921	55.833		51
6	8	221 Devin Titz	DEU	CRG Holland	NLD	NKA14835 IBL15521	CRG/TM/Vega	10	9:27.315 8.176	55.569		48
7	5	237 William Sterup Nielsen	DNK	CRG-Deutschland	DEU	NKA95174 KBF42811	CRG/TM/Vega	10	9:27.454 8.315	55.624		45
8	-1	247 Ben Schumacher	DEU	ADAC Team Weser-Ems e.V. CRG Holland	NLD	NKA10666 IBL15521008	CRG/TM/Vega	10	9:27.595 8.456	56.106		42
9	2	304 Tiberius Müller	DEU	NEES RACING	DEU	NKA21274 KBF17863	Redspeed/IAME/Vega	10	9:27.909 8.770	56.058		39
10	0	277 Nick Ried	DEU	Lanari Racing Team	DEU	NKA10695 KBF17166	KR/IAME/Vega	10	9:30.471 11.332	56.182		36
11	-6	301 Senn Lindeman	NLD	Paauper Kart Racing	NLD	NKA50470 IBL19655006	Birel ART/TM/Vega	10	9:30.703 11.564	56.288		34
12	-6	219 Gustav Christensen	SWE	CRG Holland	NLD	NKA133604 IBL15521	CRG/TM/Vega	10	9:32.165 13.026	55.783		32
13	5	312 Minjae Kim	KOR	Dörr Motorsport	DEU	ITGDK018575 BIC38420	KR/IAME/Vega	10	9:32.201 13.062	56.310		30
14	2	311 Peter Gunther Mayer	CZE	SKYLARKS Karting Team	CZE	ITC-C24AS0680 IBL24AT00701	Praga/IAME/Vega	10	9:32.262 13.123	56.295		28
15	2	207 Ruudi Algre	EST	Maranello SRP Factory Team	DEU	NKA26406 KBF38275	Maranello/TM/Vega	10	9:32.640 13.501	56.252		26
16	-1	313 David Kovac	CZE	Skylark's	CZE	NKA24AS0668 IDC24AT00701	Praga/TM/Vega	10	9:32.835 13.696	56.487		24
17	-4	233 Ruben Opitz	DEU	NEES RACING	DEU	NKA10450 KBF38362	KR/IAME/Vega	10	9:33.631 14.492	56.302		22
18	12	249 Jonas Hubacek	CZE	Michal Hubacek	CZE	NKA24AS0050 IBL24AT00121	MS KART/TM/Vega	10	9:33.680 14.541	56.019		20
19	10	266 Lean Kircher	DEU	ADAC Hessen-Thüringen e.V. Ebert Motorsport	DEU	NKA25532 KBF38528	Alonso Kart/TM/Vega	10	9:34.293 15.154	56.156		18
20	-1	223 Alexandr Machac	CZE	SIM-ON	DEU	NTG C24AS0666 KBF39246	Drago Corse/TM/Vega	10	9:34.572 15.433	56.165		17
21	4	308 Julian van de Coterlet	NLD	Falcon racing team	NLD	NKA123445 BIC11345	Falcon/IAME/Vega	10	9:34.800 15.661	55.982		16
22	12	310 Pavel Petras	CZE	Duck Racing	CZE	ITG24AS0435 KBF2401191	Drago corse/TM/Vega	10	9:36.295 17.156	56.337		15
23	4	220 Neo Knapp	DEU	Team NKS	DEU	NKA11204 KBF42057	DR/TM/Vega	10	9:36.844 17.705	56.072		14
24	12	275 Mico Lionn Schweers	DEU	Swantje Schweers	DEU	NKA26817 BEK26817	Oberon/IAME/Vega	10	9:37.104 17.965	56.581		13
25	10	246 Marvin Zimmermann	DEU	NEES RACING	DEU	NKA10834 KBF17863	KR/IAME/Vega	10	9:37.814 18.675	56.367		12
26	5	306 Sebastian Novak	CZE	Tomsped Racing Team	CZE	IACJ24AS0462 IBL24AT01081	Parolin/TM/Vega	10	9:38.057 18.918	56.481		11
27	1	208 Roman Meister	DEU	TSUNAMI R.T.	ITA	NKA27196 IBL181	KR/IAME/Vega	10	9:44.148 25.009	55.992		10
28	-4	274 Bruno Kortekaas	NLD	CRG Holland	NLD	NKA52405 IBL15521007	CRG/TM/Vega	10	9:48.968 29.829	55.844	+ 5 sec	9
29	-21	241 Damian Luca Zeller	DEU	APEX Performance	DEU	NKA28615 KBF38438	Maranello/TM/Vega	8	7:32.832 2 Laps	55.637		8
30	-8	225 Noel Mannsperger	DEU	NEES RACING	DEU	NKA11122 KBF17863	KR/IAME/Vega	7	7:36.471 3 Laps	56.542		7
31	-11	294 Leo Klok	NLD	Miranda Klok-Holtjer	NLD	NKA52623 BEK52403	Oberon/IAME/Vega	5	4:49.082 5 Laps	56.584		6
32	-11	211 Presian Stoyanov	DEU	ADAC Berlin-Brandenburg e.V. TR Motorsport	DEU	NKA30339 KBF42809	RS/IAME/Vega	0	1.403 10 Laps			5
33	-7	224 Paul Bernhard	DEU	Valier Motorsport	DEU	NKA41687 KBF39300	Energy/TM/Vega	0	1.834 10 Laps			4
34	-1	212 Jonathan Maier	DEU	7L-Performance	DEU	NKA41248 KBF38668	Tony Kart/TM/Vega	0	3.589 10 Laps			3
35	-3	255 Alex Huizer	NLD	CRG Holland	NLD	NKA52410 IBL15521007	CRG/TM/Vega	0				2

Not classified

DSQ	261	Semih Bektas	DEU	Lanari Racing Team	DEU	NKA42993 BIC17166	KR/IAME/Vega	10	DSQ	56.281	+ 5 sec	-4
-----	-----	--------------	-----	--------------------	-----	----------------------	--------------	----	-----	--------	---------	----

Announcements

274,261 + 5 sec front fairing

261 DQ Steward desission


Timekeeper
M.Riehmers

Race Director
H.Seidel

Page 1/1

These results are provisional until the conclusion of any judicial and technical matters!

Printed: 16.06.2024 / 12:39




DKM Round 3
DMKM - Mini
Wackersdorf
Final Intermediate Classification

Pos. No.	Firstname	Lastname	Nat.		Nat.		Sponsor	Total		Heat 1	Heat 2	SUH
			Dri	Entrant	Ent	Make		QP	PTS			
1	309	Zdenek Babicek	CZE	TEPZ RACING TEAM	CZE	MS KART/IAME/Vega		2	169	44	50	75
2	244	Milan Rossi	DEU	Lanari Racing Team	DEU	KR/IAME/Vega		1	163	50	44	69
3	222	Carlos Nees	DEU	NEES RACING	DEU	KR/IAME/Vega		3	139	41	41	57
4	285	Felix Groneck	DEU	CRG Holland	NLD	CRG/TM/Vega		7	125	36	38	51
5	214	Henri Möhring	DEU	TB Racing Team	DEU	KR/IAME/Vega	ADAC Hessen-Thüringen e.V.	8	118	28	27	63
6	247	Ben Schumacher	DEU	CRG Holland	NLD	CRG/TM/Vega	ADAC Team Weser-Ems e.V.	10	102	30	30	42
7	301	Senn Lindeman	NLD	Paauger Kart Racing	NLD	Birel ART/TM/Vega		5	100	32	34	34
8	219	Gustav Christensen	SWE	CRG Holland	NLD	CRG/TM/Vega		15	98	38	28	32
9	237	William Sterup Nielsen	DNK	CRG-Deutschland	DEU	CRG/TM/Vega		29	94	25	24	45
10	277	Nick Ried	DEU	Lanari Racing Team	DEU	KR/IAME/Vega		11	90	18	36	36
11	221	Devin Titz	DEU	CRG Holland	NLD	CRG/TM/Vega		27	89	24	17	48
12	304	Tiberius Müller	DEU	NEES RACING	DEU	Redspeed/IAME/Vega		6	88	26	23	39
13	241	Damian Luca Zeller	DEU	APEX Performance	DEU	Maranello/TM/Vega		16	68	34	26	8
14	311	Peter Gunther Mayer	CZE	SKYLARKS Karting Team	CZE	Praga/IAME/Vega		4	64	4	32	28
15	233	Ruben Opitz	DEU	NEES RACING	DEU	KR/IAME/Vega		20	64	22	20	22
16	312	Minjae Kim	KOR	Dörr Motorsport	DEU	KR/IAME/Vega		17	63	8	25	30
17	313	David Kovac	CZE	Skylark's	CZE	Praga/TM/Vega		13	62	19	19	24
18	207	Ruudi Algre	EST	Maranello SRP Factory Team	DEU	Maranello/TM/Vega		25	60	20	14	26
19	223	Alexandr Machac	CZE	SIM-ON	DEU	Drago Corse/TM/Vega		36	50	17	16	17
20	308	Julian van de Coterlet	NLD	Falcon racing team	NLD	Falcon/IAME/Vega		30	44	13	15	16
21	266	Lean Kircher	DEU	Ebert Motorsport	DEU	Alonso Kart/TM/Vega	ADAC Hessen-Thüringen e.V.	26	40	15	7	18
22	249	Jonas Hubacek	CZE	Michal Hubacek	CZE	MS KART/TM/Vega		31	40	12	8	20
23	220	Neo Knapp	DEU	Team NKS	DEU	DR/TM/Vega		24	38	21	3	14
24	274	Bruno Kortekaas	NLD	CRG Holland	NLD	CRG/TM/Vega		32	38	7	22	9
25	294	Leo Klok	NLD	Miranda Klok-Holtjer	NLD	Oberon/IAME/Vega		9	36	9	21	6
26	225	Noel Mannsperger	DEU	NEES RACING	DEU	KR/IAME/Vega		22	36	23	6	7
27	211	Presian Stoyanov	DEU	TR Motorsport	DEU	RS/IAME/Vega	ADAC Berlin-Brandenburg e.V.	14	34	11	18	5
28	208	Roman Meister	DEU	TSUNAMI R.T.	ITA	KR/IAME/Vega		12	33	27	-4	10
29	224	Paul Bernhard	DEU	Valier Motorsport	DEU	Energy/TM/Vega		21	30	14	12	4
30	306	Sebastian Novak	CZE	Tomsped Racing Team	CZE	Parolin/TM/Vega		34	30	10	9	11
31	261	Semih Bektas	DEU	Lanari Racing Team	DEU	KR/IAME/Vega		28	25	16	13	-4
32	310	Pavel Petras	CZE	Duck Racing	CZE	Drago corse/TM/Vega		23	24	5	4	15
33	246	Marvin Zimmermann	DEU	NEES RACING	DEU	KR/IAME/Vega		18	20	3	5	12
34	255	Alex Huizer	NLD	CRG Holland	NLD	CRG/TM/Vega		33	19	6	11	2
35	275	Mico Lionn Schweers	DEU	Swantje Schweers	DEU	Oberon/IAME/Vega		19	16	2	1	13
36	212	Jonathan Maier	DEU	7L-Performance	DEU	Tony Kart/TM/Vega		35	14	1	10	3

Announcements: These results are provisional until the conclusion of any judicial and technical matters

Racedirector Horst Seidel:



Timekeeping Monika Riehmers:



Printed: 16.06.2024 12:41

Posted at: h



DKM Round 3

Class: DMKM - Mini

Date/Time: 16.06.2024 15:30

Track:

Heat:

Laps:

Wackersdorf

Final

12 laps

Edition 1

Mico Lionn Schweers	275	Oberon/IAME/Vega	18	Jonathan Maier	212	Tony Kart/TM/Vega
	35				36	
Marvin Zimmermann	246	KR/IAME/Vega	17	Alex Huizer	255	CRG/TM /Vega
	33				34	
Semih Bektas	261	KR/IAME/Vega	16	Pavel Petras	310	Drago corse/TM/Vega
	31				32	
Paul Bernhard	224	Energy/TM/Vega	15	Sebastian Novak	306	Parolin/TM/Vega
	29				30	
Presian Stoyanov	211	RS/IAME/Vega	14	Roman Meister	208	KR/IAME/Vega
	27				28	
Leo Klok	294	Oberon/IAME/Vega	13	Noel Mannspurger	225	KR/IAME/Vega
	25				26	
Neo Knapp	220	DR/TM/Vega	12	Bruno Kortekaas	274	CRG/TM/Vega
	23				24	
Lean Kircher	266	Alonso Kart/TM/Vega	11	Jonas Hubacek	249	MS KART/TM/Vega
	21				22	
Alexandr Machac	223	Drago Corse/TM/Vega	10	Julian van de Coterlet	308	Falcon/IAME/Vega
	19				20	
David Kovac	313	Praga/TM/Vega	9	Ruudi Algre	207	Maranello/TM/Vega
	17				18	
Ruben Opitz	233	KR/IAME/Vega	8	Minjae Kim	312	KR/IAME/Vega
	15				16	
Damian Luca Zeller	241	Maranello/TM/Vega	7	Peter Gunther Mayer	311	Praga/IAME/Vega
	13				14	
Devin Titz	221	CRG/TM/Vega	6	Tiberius Müller	304	Redspeed/IAME/Vega
	11				12	
William Sterup Nielsen	237	CRG/TM/Vega	5	Nick Ried	277	KR/IAME/Vega
	9				10	
Senn Lindeman	301	Birel ART/TM/Vega	4	Gustav Christensen	219	CRG/TM/Vega
	7				8	
Henri Möhring	214	KR/IAME/Vega	3	Ben Schumacher	247	CRG/TM/Vega
	5				6	
Carlos Nees	222	KR/IAME/Vega	2	Felix Groneck	285	CRG/TM/Vega
	3				4	
Zdenek Babicek	309	KART/IAME/Vega	1	Milan Rossi	244	KR/IAME/Vega
	1				2	

Pole Position

Row

printed 16.06.2024 12:41

DMKM - Mini

Final

Track length: 1.190 Km

Race Started: 15:42:02

Best Lap by: 214 - Henri Möhring - 55.555

Rank	#	Driver	Nat	Sponsor Entrant	Nat	License E-License	Make	laps	T. Time Diff	Best Lap	Penalty	Points
1	0	309 Zdenek Babicek	CZE	TEPZ RACING TEAM	CZE	ITG24AS0179 IBL24AT00581	MS KART/IAME/Vega	12	11:53.876	55.671		0
2	0	244 Milan Rossi	DEU	Lanari Racing Team	DEU	NKA13619 KBF17166	KR/IAME/Vega	12	11:53.933 0.057	55.648		50
3	5	219 Gustav Christensen	SWE	CRG Holland	NLD	NKA133604 IBL15521	CRG/TM/Vega	12	11:56.010 2.134	55.869		44
4	-1	222 Carlos Nees	DEU	NEES RACING	DEU	NKA17874 KBF17863	KR/IAME/Vega	12	11:56.085 2.209	55.835		38
5	0	214 Henri Möhring	DEU	ADAC Hessen-Thüringen e.V. TB Racing Team	DEU	NKA16972 KBF38262	KR/IAME/Vega	12	11:56.142 2.266	55.555		31
6	0	247 Ben Schumacher	DEU	ADAC Team Weser-Ems e.V. CRG Holland	NLD	NKA10666 IBL15521008	CRG/TM/Vega	12	11:56.728 2.852	55.901		30
7	6	241 Damian Luca Zeller	DEU	APEX Performance	DEU	NKA28615 KBF38438	Maranello/TM/Vega	12	11:57.616 3.740	55.678		26
8	3	221 Devin Titz	DEU	CRG Holland	NLD	NKA14835 IBL15521	CRG/TM/Vega	12	11:59.966 6.090	55.860		22
9	-5	285 Felix Groneck	DEU	CRG Holland	NLD	NKA16373 IBL15521007	CRG/TM/Vega	12	12:02.189 8.313	56.041		18
10	13	220 Neo Knapp	DEU	Team NKS	DEU	NKA11204 KBF42057	DR/TM/Vega	12	12:02.331 8.455	56.369		14
11	3	311 Peter Gunther Mayer	CZE	SKYLARKS Karting Team	CZE	ITG-C24AS0680 IBL24AT00701	Praga/IAME/Vega	12	12:02.410 8.534	56.023		0
12	4	312 Minjae Kim	KOR	Dörr Motorsport	DEU	ITGDK018575 BIC38420	KR/IAME/Vega	12	12:02.885 9.009	56.140		0
13	2	233 Ruben Opitz	DEU	NEES RACING	DEU	NKA10450 KBF38362	KR/IAME/Vega	12	12:02.919 9.043	56.284		10
14	-7	301 Senn Lindeman	NLD	Paauwer Kart Racing	NLD	NKA50470 IBL19655006	Birel ART/TM/Vega	12	12:03.591 9.715	56.062		0
15	5	308 Julian van de Coterlet	NLD	Falcon racing team	NLD	NKA123445 BIC11345	Falcon/IAME/Vega	12	12:04.847 10.971	56.307		0
16	-4	304 Tiberius Müller	DEU	NEES RACING	DEU	NKA21274 KBF17863	Redspeed/IAME/Vega	12	12:04.948 11.072	55.966		0
17	7	274 Bruno Kortekaas	NLD	CRG Holland	NLD	NKA52405 IBL15521007	CRG/TM/Vega	12	12:05.075 11.199	56.093		8
18	10	208 Roman Meister	DEU	TSUNAMI R.T.	ITA	NKA27196 IBL181	KR/IAME/Vega	12	12:05.476 11.600	56.018		6
19	-2	313 David Kovac	CZE	Skylark's	CZE	NKA24AS0668 IDC24AT00701	Praga/TM/Vega	12	12:06.288 12.412	56.191		0
20	7	211 Presian Stoyanov	DEU	ADAC Berlin-Brandenburg e.V. TR Motorsport	DEU	NKA30339 KBF42809	RS/IAME/Vega	12	12:07.013 13.137	56.339		4
21	-2	223 Alexandr Machac	CZE	SIM-ON	DEU	NTG C24AS0666 KBF39246	Drago Corse/TM/Vega	12	12:07.696 13.820	56.476		2
22	-1	266 Lean Kircher	DEU	ADAC Hessen-Thüringen e.V. Ebert Motorsport	DEU	NKA25532 KBF38528	Alonso Kart/TM/Vega	12	12:07.836 13.960	56.611		1
23	8	261 Semih Bektas	DEU	Lanari Racing Team	DEU	NKA42993 BIC17166	KR/IAME/Vega	12	12:07.951 14.075	56.641		0
24	-14	277 Nick Ried	DEU	Lanari Racing Team	DEU	NKA10695 KBF17166	KR/IAME/Vega	12	12:08.042 14.166	56.718		0
25	8	246 Marvin Zimmermann	DEU	NEES RACING	DEU	NKA10834 KBF17863	KR/IAME/Vega	12	12:08.415 14.539	56.732		0
26	6	310 Pavel Petras	CZE	Duck Racing	CZE	ITG24AS0435 KBF2401191	Drago corse/TM/Vega	12	12:08.461 14.585	56.677		0
27	3	306 Sebastian Novak	CZE	Tomspeed Racing Team	CZE	IACJ24AS0462 IBL24AT01081	Parolin/TM/Vega	12	12:08.491 14.615	56.508		0
28	8	212 Jonathan Maier	DEU	7L-Performance	DEU	NKA41248 KBF38668	Tony Kart/TM/Vega	12	12:10.158 16.282	56.932		0
29	-7	249 Jonas Hubacek	CZE	Michal Hubacek	CZE	NKA24AS0050 IBL24AT00121	MS KART/TM/Vega	12	12:11.730 17.854	55.981	+ 5 sec	0
30	-5	294 Leo Klok	NLD	Miranda Klok-Holtjer	NLD	NKA52623 BEK52403	Oberon/IAME/Vega	2	2:27.834 10 Laps	1:03.107		0
31	-22	237 William Sterup Nielsen	DNK	CRG-Deutschland	DEU	NKA95174 KBF42811	CRG/TM/Vega	1	59.521 11 Laps	59.092		0
32	-14	207 Ruudi Algre	EST	Maranello SRP Factory Team	DEU	NKA26406 KBF38275	Maranello/TM/Vega	1	59.676 11 Laps	58.738		0
33	1	255 Alex Huizer	NLD	CRG Holland	NLD	NKA52410 IBL15521007	CRG/TM/Vega	1	1:02.842 11 Laps	1:00.851		0
34	-8	225 Noel Mannsperger	DEU	NEES RACING	DEU	NKA11122 KBF17863	KR/IAME/Vega	1	1:02.949 11 Laps	1:01.507		0
35	0	275 Mico Lionn Schweers	DEU	Swantje Schweers	DEU	NKA26817 BEK26817	Oberon/IAME/Vega	1	1:10.710 11 Laps	1:07.778		0

Not classified

DNS	224	Paul Bernhard	DEU	Valier Motorsport	DEU	NKA41687 KBF39300	Energy/TM/Vega	0	DNS			0
-----	-----	---------------	-----	-------------------	-----	----------------------	----------------	---	-----	--	--	---

Announcements

249 + 5 sec front fairing


Timekeeper
M.Riehmers

Race Director
H.Seidel

Page 1/1

These results are provisional until the conclusion of any judicial and technical matters!

Printed: 16.06.2024 / 16:34



INT. ADAC Kartrennen Wackersdorf

DMKM - Mini

Pro Kart Raceland Wackersdorf 1,190 Km

Final

16.06.2024 15:30

Race (12 Laps) started at 15:42:02

Lap	Time of Day	Lap Tm	Diff	S1 Tm	S2 Tm	S3 Tm
(309) Zdenek Babicek						
1	15:42:59.501	56.584	+0.913	21.103	17.815	17.666
2	15:43:55.705	56.204	+0.533	20.537	17.959	17.708
3	15:45:13.289	1:17.584	+21.913	26.476	27.062	24.046
4	15:46:29.432	1:16.143	+20.472	25.170	25.587	25.386
5	15:47:25.628	56.196	+0.525	20.493	18.037	17.666
6	15:48:21.748	56.120	+0.449	20.355	18.080	17.685
7	15:49:17.628	55.880	+0.209	20.389	17.863	17.628
8	15:50:13.432	55.804	+0.133	20.359	17.817	17.628
9	15:51:09.223	55.791	+0.120	20.426	17.808	17.557
10	15:52:04.898	55.675	+0.004	20.359	17.781	17.535
11	15:53:00.569	55.671		20.363	17.762	17.566
12	15:53:56.793	56.224	+0.553	20.980	17.817	17.427

(244) Milan Rossi						
1	15:43:00.243	57.214	+1.566	21.603	18.022	17.589
2	15:43:56.517	56.274	+0.626	20.825	17.886	17.563
3	15:45:13.734	1:17.217	+21.569	26.000	26.975	24.242
4	15:46:29.571	1:15.897	+20.189	25.019	25.499	25.319
5	15:47:25.688	56.117	+0.469	20.627	17.883	17.607
6	15:48:21.616	55.928	+0.280	20.419	17.841	17.668
7	15:49:17.744	56.128	+0.480	20.659	17.849	17.620
8	15:50:13.578	55.834	+0.186	20.430	17.788	17.616
9	15:51:09.316	55.738	+0.090	20.469	17.761	17.508
10	15:52:04.987	55.671	+0.023	20.453	17.750	17.468
11	15:53:00.635	55.648		20.428	17.698	17.522
12	15:53:56.850	56.215	+0.567	21.053	17.841	17.321

(219) Gustav Christensen						
1	15:43:01.078	57.711	+1.842	21.682	18.153	17.876
2	15:43:58.051	56.973	+1.104	21.123	18.043	17.807
3	15:45:15.015	1:16.964	+21.095	25.662	26.750	24.552
4	15:46:30.130	1:15.115	+19.246	24.540	25.440	25.135
5	15:47:26.324	56.194	+0.325	20.563	17.983	17.648
6	15:48:22.801	56.477	+0.608	20.532	17.938	18.007
7	15:49:18.670	55.869		20.430	17.856	17.583
8	15:50:14.599	55.929	+0.060	20.446	17.836	17.647
9	15:51:10.624	56.025	+0.156	20.532	17.832	17.661
10	15:52:06.774	56.150	+0.281	20.520	17.869	17.761
11	15:53:02.708	55.934	+0.065	20.498	17.832	17.604
12	15:53:58.927	56.219	+0.350	20.391	17.784	18.044

(222) Carlos Nees						
1	15:43:00.182	57.196	+1.361	21.488	18.067	17.641
2	15:43:56.874	56.692	+0.857	21.060	17.931	17.701
3	15:45:14.168	1:17.294	+21.459	25.965	27.030	24.299
4	15:46:29.805	1:15.637	+19.802	24.752	25.587	25.298
5	15:47:25.921	56.116	+0.281	20.539	17.932	17.645
6	15:48:22.928	57.007	+1.172	20.790	18.185	18.032
7	15:49:18.968	56.030	+0.195	20.500	17.877	17.653
8	15:50:14.995	56.037	+0.202	20.492	17.825	17.720
9	15:51:10.956	55.961	+0.126	20.448	17.822	17.691
10	15:52:07.062	56.106	+0.271	20.542	17.891	17.673
11	15:53:02.897	55.835		20.407	17.799	17.629
12	15:53:59.002	56.105	+0.270	20.365	17.766	17.974

(214) Henri Mörhing						
1	15:43:01.394	58.239	+2.684	22.359	18.270	17.610
2	15:43:58.681	57.287	+1.732	21.089	18.123	18.075
3	15:45:15.597	1:16.916	+21.361	25.775	26.659	24.482
4	15:46:30.550	1:14.953	+19.998	24.579	25.453	24.921
5	15:47:27.798	57.248	+1.693	21.218	18.347	17.683
6	15:48:24.138	56.340	+0.785	20.605	17.981	17.754
7	15:49:20.200	56.062	+0.507	20.525	17.925	17.612
8	15:50:16.027	55.827	+0.272	20.380	17.789	17.658
9	15:51:11.866	55.839	+0.284	20.485	17.798	17.556
10	15:52:07.421	55.555		20.326	17.814	17.415
11	15:53:03.355	55.934	+0.379	20.622	17.844	17.468
12	15:53:59.059	56.704	+0.149	20.428	17.794	17.482

(247) Ben Schumacher						
1	15:43:00.540	57.256	+1.355	21.453	18.080	17.723
2	15:43:57.143	56.603	+0.702	20.758	18.083	17.762

Lap	Time of Day	Lap Tm	Diff	S1 Tm	S2 Tm	S3 Tm
3	15:45:14.693	1:17.550	+21.649	25.986	26.996	24.568
4	15:46:30.018	1:15.325	+19.424	24.564	25.507	25.254
5	15:47:26.657	56.639	+0.738	20.546	18.182	17.911
6	15:48:23.074	56.417	+0.516	20.438	18.015	17.964
7	15:49:19.251	56.177	+0.276	20.525	17.979	17.673
8	15:50:15.217	55.966	+0.065	20.402	17.897	17.667
9	15:51:11.402	56.185	+0.284	20.519	17.881	17.785
10	15:52:07.353	55.951	+0.050	20.547	17.809	17.595
11	15:53:03.744	56.391	+0.490	20.779	17.957	17.655
12	15:53:59.645	55.901		20.401	17.914	17.586

(241) Damian Luca Zeller						
1	15:43:02.322	58.642	+2.964	22.089	18.441	18.112
2	15:43:58.955	56.633	+0.955	20.780	18.056	17.797
3	15:45:15.885	1:16.930	+21.252	25.766	27.193	23.971
4	15:46:30.947	1:15.062	+19.384	24.704	25.414	24.944
5	15:47:27.956	57.009	+1.331	20.874	18.464	17.671
6	15:48:25.047	57.091	+1.413	20.705	18.570	17.816
7	15:49:20.829	56.782	+0.104	20.321	17.880	17.581
8	15:50:17.320	56.491	+0.813	20.590	17.978	17.923
9	15:51:13.340	56.020	+0.342	20.684	17.806	17.530
10	15:52:09.018	55.678		20.375	17.798	17.505
11	15:53:04.739	55.721	+0.043	20.371	17.862	17.488
12	15:54:00.533	55.794	+0.116	20.379	17.852	17.563

(221) Devin Titz						
1	15:43:02.215	58.764	+2.904	21.874	18.915	17.975
2	15:43:59.281	57.066	+1.206	21.000	18.175	17.891
3	15:45:16.288	1:17.007	+21.147	25.746	27.475	23.786
4	15:46:31.012	1:14.724	+18.864	24.498	25.429	24.797
5	15:47:28.138	57.126	+1.266	21.006	18.411	17.709
6	15:48:24.724	56.586	+0.726	20.530	18.330	17.726
7	15:49:20.756	56.032	+0.172	20.425	17.944	17.663
8	15:50:17.238	56.482	+0.622	20.492	18.074	17.916
9	15:51:14.059	56.821	+0.961	20.899	18.248	17.674
10	15:52:10.643	56.584	+0.724	20.555	17.988	18.041
11	15:53:07.023	56.380	+0.520	20.554	18.191	17.635
12	15:54:02.883	55.860		20.413	17.861	17.586

(285) Felix Gronbeck						
1	15:43:00.967	57.839	+1.798	21.774	18.194	17.871
2	15:43:58.236	57.269	+1.228	21.365	18.051	17.853
3	15:45:15.375	1:17.139	+21.098	25.948	26.574	24.617
4	15:46:30.468	1:15.093	+19.052	24.557	25.355	25.181
5	15:47:28.363	57.895	+1.854	21.470	18.659	17.766
6	15:48:25.220	56.857	+0.816	20.642	18.333	17.882
7	15:49:21.504	56.284	+0.243	20.692	18.017	17.575
8	15:50:17.545	56.041		20.517	17.941	17.583
9	15:51:13.909	56.364	+0.323	20.748	17.941	17.675
10	15:52:10.425	56.516	+0.475	20.572	18.132	17.812
11	15:53:07.513	57.088	+1.047	20.747	18.542	17.799
12	15:54:05.106	57.593	+1.552	20.978	18.210	18.405

(220) Neo Knapp						
1	15:43:04.044	59.553	+3.184	23.301	18.671	17.581
2	15:44:03.233	59.189	+2.820	20.849	19.855	18.485
3	15:45:17.892	1:14.659	+18.290	23.766	27.503	23.390
4	15:46:31.929	1:14.037	+17.668	24.073	25.878	24.086
5	15:47:29.097	57.168	+0.799	20.830	18.447	17.891
6	15:48:25.741	56.644	+0.275	20.742	18.16	

INT. ADAC Kartrennen Wackersdorf

DMKM - Mini

Pro Kart Raceland Wackersdorf 1,190 Km

Final

16.06.2024 15:30

Race (12 Laps) started at 15:42:02

Lap	Time of Day	Lap Tm	Diff	S1 Tm	S2 Tm	S3 Tm
7	15:49:22.100	56.562	+0.529	20.750	18.123	17.679
8	15:50:18.535	56.435	+0.412	20.563	18.135	17.737
9	15:51:14.972	56.437	+0.414	20.632	18.122	17.683
10	15:52:10.995	56.023		20.427	17.983	17.613
11	15:53:07.597	56.602	+0.579	20.514	18.224	17.864
12	15:54:05.327	57.730	+1.707	20.932	18.273	18.525

(312) Minjae Kim

1	15:43:03.346	59.558	+3.418	23.382	18.275	17.901
2	15:44:03.520	1:00.174	+4.034	20.868	20.742	18.564
3	15:45:18.095	1:14.575	+18.435	23.744	27.432	23.399
4	15:46:32.236	1:14.141	+18.001	24.071	25.993	24.077
5	15:47:29.335	57.099	+0.959	20.786	18.379	17.934
6	15:48:26.271	56.936	+0.796	20.792	18.329	17.815
7	15:49:23.387	57.116	+0.976	20.749	18.211	18.156
8	15:50:19.708	56.321	+0.181	20.501	17.954	17.866
9	15:51:16.305	56.597	+0.457	20.843	18.060	17.694
10	15:52:12.445	56.140		20.480	18.055	17.605
11	15:53:09.383	56.938	+0.798	21.133	18.146	17.659
12	15:54:05.802	56.419	+0.279	20.545	17.991	17.883

(233) Ruben Opitz

1	15:43:02.721	58.962	+2.678	22.190	18.636	18.136
2	15:44:00.901	58.180	+1.896	21.198	18.926	18.056
3	15:45:17.298	1:16.397	+20.113	25.177	27.964	23.256
4	15:46:31.535	1:14.237	+17.953	24.194	25.795	24.248
5	15:47:29.032	57.497	+1.213	20.900	18.642	17.955
6	15:48:25.821	56.789	+0.505	20.922	18.222	17.645
7	15:49:23.005	57.184	+0.900	20.964	18.146	18.074
8	15:50:19.328	56.323	+0.039	20.613	17.957	17.753
9	15:51:16.379	57.051	+0.767	21.350	18.028	17.673
10	15:52:12.663	56.234		20.654	17.997	17.633
11	15:53:09.520	56.857	+0.573	20.955	18.258	17.644
12	15:54:05.836	56.316	+0.032	20.582	18.022	17.712

(301) Senn Lindeman

1	15:43:02.099	58.864	+2.802	22.045	18.821	17.998
2	15:43:59.674	57.575	+1.513	21.276	18.313	17.986
3	15:45:16.583	1:16.909	+20.847	25.635	27.435	23.839
4	15:46:31.353	1:14.770	+18.708	24.349	25.422	24.999
5	15:47:28.616	57.263	+1.201	20.816	18.571	17.876
6	15:48:25.387	56.771	+0.709	20.623	18.279	17.869
7	15:49:22.036	56.649	+0.587	20.749	18.160	17.740
8	15:50:19.201	57.165	+1.103	20.778	18.113	18.274
9	15:51:15.713	56.512	+0.450	20.917	17.906	17.689
10	15:52:11.893	56.180	+0.118	20.489	17.947	17.744
11	15:53:10.446	58.553	+2.491	22.126	18.197	18.230
12	15:54:06.508	56.062		20.491	17.937	17.634

(308) Julian van de Coterlet

1	15:43:03.144	59.168	+2.861	22.539	18.583	18.046
2	15:44:03.842	1:00.698	+4.391	20.928	21.083	18.687
3	15:45:18.358	1:14.516	+18.209	23.700	27.452	23.364
4	15:46:32.341	1:13.983	+17.676	24.187	26.023	23.773
5	15:47:29.566	57.225	+0.918	20.899	18.479	17.847
6	15:48:26.835	57.269	+0.962	20.994	18.459	17.816
7	15:49:23.495	56.660	+0.353	20.640	18.053	17.967
8	15:50:19.943	56.448	+0.141	20.583	18.042	17.823
9	15:51:16.603	56.660	+0.353	20.953	18.054	17.653
10	15:52:12.910	56.307		20.664	17.945	17.698
11	15:53:11.263	58.353	+2.046	21.029	18.487	18.837
12	15:54:07.764	56.501	+0.194	20.514	18.000	17.987

(304) Tiberius Müller

1	15:43:02.856	59.214	+3.248	22.999	18.269	17.946
2	15:44:00.689	57.833	+1.867	20.948	18.934	17.951
3	15:45:16.858	1:16.169	+20.203	24.921	27.649	23.599
4	15:46:31.471	1:14.613	+18.647	24.331	25.507	24.775
5	15:47:28.719	57.248	+1.282	20.816	18.584	17.848
6	15:48:25.488	56.769	+0.803	20.680	18.236	17.853
7	15:49:22.684	57.196	+1.230	21.020	18.414	17.762
8	15:50:19.300	56.616	+0.650	20.634	18.092	17.890
9	15:51:16.077	56.777	+0.811	20.992	18.069	17.716
10	15:52:12.043	55.966		20.493	17.855	17.618

Lap	Time of Day	Lap Tm	Diff	S1 Tm	S2 Tm	S3 Tm
11	15:53:11.435	59.392	+3.426	21.856	18.436	19.100
12	15:54:07.865	56.430	+0.464	20.525	18.040	17.865

(274) Bruno Kortekaas

1	15:43:04.751	1:00.489	+4.396	23.251	19.450	17.788
2	15:44:04.371	59.620	+3.527	20.912	19.729	18.979
3	15:45:19.120	1:14.749	+18.656	24.028	27.081	23.640
4	15:46:32.652	1:13.532	+17.439	24.217	25.873	23.442
5	15:47:29.793	57.141	+1.048	21.154	18.206	17.781
6	15:48:26.381	56.588	+0.495	20.649	18.187	17.752
7	15:49:23.919	57.538	+1.445	20.774	18.124	18.640
8	15:50:20.012	56.093		20.536	17.882	17.675
9	15:51:16.802	56.790	+0.697	20.869	18.174	17.747
10	15:52:12.985	56.183	+0.090	20.580	18.043	17.560
11	15:53:11.494	58.509	+2.416	21.230	18.509	18.770
12	15:54:07.992	56.498	+0.405	20.817	17.901	17.780

(208) Roman Meister

1	15:43:05.465	1:01.028	+5.010	23.401	19.467	18.160
2	15:44:05.611	1:00.146	+4.128	20.631	19.638	19.877
3	15:45:20.087	1:14.476	+18.458	23.757	27.182	23.537
4	15:46:33.412	1:13.325	+17.307	24.480	25.746	23.099
5	15:47:30.838	57.426	+1.408	21.380	18.234	17.812
6	15:48:27.891	57.053	+1.035	20.801	18.271	17.981
7	15:49:24.474	56.583	+0.565	20.620	18.135	17.828
8	15:50:21.222	56.748	+0.730	21.003	18.086	17.659
9	15:51:17.896	56.674	+0.656	20.675	18.269	17.730
10	15:52:13.914	56.018		20.487	17.937	17.594
11	15:53:11.573	57.659	+1.641	20.722	18.314	18.623
12	15:54:08.393	56.820	+0.802	21.354	17.934	17.532

(313) David Kovac

1	15:43:04.436	1:00.486	+4.295	23.690	18.939	17.857
2	15:44:04.061	59.625	+3.434	21.136	19.786	18.703
3	15:45:18.866	1:14.805	+18.614	23.772	27.444	23.589
4	15:46:32.596	1:13.730	+17.539	24.041	25.977	23.712
5	15:47:29.960	57.364	+1.173	21.043	18.498	17.823
6	15:48:27.060	57.100	+0.909	20.998	18.302	17.800
7	15:49:24.034	56.974	+0.783	20.809	18.156	18.009
8	15:50:20.475	56.441	+0.250	20.611	18.065	17.765
9	15:51:17.215	56.740	+0.549	20.759	18.221	17.760
10	15:52:13.406	56.191		20.545	17.991	17.655
11	15:53:11.561	58.155	+1.964	21.010	18.279	18.866
12	15:54:09.205	57.644	+1.453	21.781	18.156	17.707

(211) Presian Stoyanov

1	15:43:06.049	1:01.221	+4.882	23.123	19.122	18.976
2	15:44:06.328	1:00.279	+3.940	21.147	18.924	20.208
3	15:45:20.753	1:14.425	+18.086	23.710	27.061	23.654
4	15:46:33.813	1:13.060	+16.721	24.303	25.835	22.922
5	15:47:30.998	57.185	+0.846	21.108	18.328	17.749
6	15:48:28.072	57.074	+0.735	20.777	18.361	17.936
7	15:49:25.251	57.179	+0.840	20.811	18.209	18.159
8	15:50:22.012	56.761	+0.422	20.976	18.103	17.682
9	15:51:18.749	56.737	+0.398	20.686	18.021	18.030
10	15:52:15.088	56.339		20.546	18.091	17.702
11	15:53:11.887	56.799	+0.460	20.918	18.143	17.738
12	15:54:09.930	58.043	+1.704	21.555	18.631	17.857

(223) Alexandr Machac

1	15:43:06.224	1:01.953	+5.477	23.905	19.975	18.073
2	15:44:06.626	1:00.402	+3.926	21.400	18.748	20.254
3	15:45:21.109	1:14.483	+18.007	23.691	27.019	23.773
4	15:46:34.160	1:13.051	+16.575	24.318	25.771	22.962
5	15:47:31.271	57.111	+0.635	21.053	18.258	17.800
6	15:48:28.258	56.987	+0.511	20.844	18.396	17.747
7	15:49:25.422	57.164	+0.688	20.867	18.162	18.135
8	15:50:22.905	57.483	+1.007	21.358	18.046	18.079
9						

INT. ADAC Kartrennen Wackersdorf

DMKM - Mini

Pro Kart Raceland Wackersdorf 1,190 Km

Final

16.06.2024 15:30

Race (12 Laps) started at 15:42:02

Lap	Time of Day	Lap Tm	Diff	S1 Tm	S2 Tm	S3 Tm
1	15:43:03.936	59.517	+2.906	23.031	18.661	17.825
2	15:44:05.068	1:01.132	+4.521	21.319	20.473	19.340
3	15:45:19.413	1:14.345	+17.734	23.576	27.080	23.689
4	15:46:32.894	1:13.481	+16.870	24.201	25.839	23.441
5	15:47:30.285	57.391	+0.780	21.144	18.192	18.055
6	15:48:27.242	56.957	+0.346	20.836	18.268	17.853
7	15:49:24.553	57.311	+0.700	20.870	18.415	18.026
8	15:50:21.164	56.611		20.787	18.066	17.758
9	15:51:19.810	58.646	+2.035	20.612	18.636	19.398
10	15:52:16.575	56.765	+0.154	20.706	18.251	17.808
11	15:53:13.356	56.781	+0.170	20.938	18.120	17.723
12	15:54:10.753	57.397	+0.786	20.742	18.262	18.393

Lap	Time of Day	Lap Tm	Diff	S1 Tm	S2 Tm	S3 Tm
5	15:47:32.985	57.602	+1.094	21.408	18.491	17.703
6	15:48:30.143	57.158	+0.650	20.934	18.435	17.789
7	15:49:27.424	57.281	+0.773	21.035	18.397	17.849
8	15:50:23.932	56.508		20.738	18.115	17.665
9	15:51:20.890	56.958	+0.450	21.161	18.111	17.686
10	15:52:17.656	56.766	+0.258	20.638	18.186	17.942
11	15:53:14.413	56.767	+0.249	20.761	18.261	17.735
12	15:54:11.408	56.995	+0.487	20.707	18.283	18.005

(261) Semih Bektas

1	15:43:06.725	1:01.788	+5.147	23.960	19.516	18.312
2	15:44:06.901	1:00.176	+3.535	21.301	18.661	20.214
3	15:45:21.460	1:14.559	+17.918	23.613	27.005	23.941
4	15:46:34.574	1:13.114	+16.473	24.215	25.818	23.081
5	15:47:31.462	56.888	+0.247	20.980	18.194	17.714
6	15:48:28.862	57.400	+0.759	20.965	18.344	18.091
7	15:49:25.828	56.966	+0.325	21.001	18.087	17.878
8	15:50:23.071	57.243	+0.602	21.237	18.095	17.911
9	15:51:19.909	56.898	+0.197	20.859	18.186	17.793
10	15:52:16.974	57.065	+0.424	20.793	18.328	17.944
11	15:53:13.615	56.641		20.772	18.175	17.694
12	15:54:10.868	57.253	+0.612	20.714	18.295	18.244

(212) Jonathan Maier

1	15:43:07.515	1:00.701	+3.769	23.049	19.586	18.066
2	15:44:09.345	1:01.830	+4.898	21.041	19.186	21.603
3	15:45:22.263	1:12.918	+15.986	25.778	23.195	23.945
4	15:46:35.053	1:12.790	+15.858	24.965	25.063	22.762
5	15:47:32.683	57.630	+0.698	21.092	18.445	18.093
6	15:48:30.114	57.431	+0.499	21.093	18.388	17.950
7	15:49:27.506	57.392	+0.460	20.884	18.396	18.112
8	15:50:24.836	57.330	+0.398	20.991	18.299	18.040
9	15:51:21.949	57.113	+0.181	20.857	18.314	17.942
10	15:52:19.049	57.100	+0.168	20.884	18.320	17.896
11	15:53:16.143	57.094	+0.162	20.874	18.266	17.954
12	15:54:13.075	56.932		20.777	18.265	17.890

(277) Nick Ried

1	15:43:03.408	59.870	+3.152	23.733	18.379	17.758
2	15:44:05.320	1:01.912	+5.194	20.905	21.304	19.703
3	15:45:19.702	1:14.382	+17.664	23.794	27.095	23.493
4	15:46:32.971	1:13.269	+16.551	24.412	25.735	23.122
5	15:47:30.416	57.445	+0.727	21.391	18.228	17.826
6	15:48:27.349	56.933	+0.215	20.859	18.262	17.812
7	15:49:25.279	57.930	+1.212	20.888	18.369	18.673
8	15:50:23.113	57.834	+1.116	21.277	18.056	18.501
9	15:51:20.075	56.962	+0.244	21.298	17.946	17.718
10	15:52:17.097	57.022	+0.304	20.807	18.245	17.970
11	15:53:13.815	56.718		20.785	18.295	17.638
12	15:54:10.959	57.144	+0.426	20.722	18.187	18.235

(249) Jonas Hubacek

1	15:43:04.500	1:00.427	+4.446	23.304	19.376	17.748
2	15:44:05.971	1:01.471	+5.490	21.100	20.298	20.073
3	15:45:20.403	1:14.432	+18.451	23.606	27.235	23.591
4	15:46:33.605	1:13.202	+17.221	24.370	25.855	22.977
5	15:47:30.546	56.941	+0.960	21.031	18.225	17.685
6	15:48:27.982	57.436	+1.455	20.864	18.521	18.051
7	15:49:25.225	57.243	+1.262	20.765	18.232	18.246
8	15:50:22.715	57.490	+1.509	21.130	18.138	18.222
9	15:51:19.242	56.527	+0.546	20.550	18.071	17.906
10	15:52:15.223	55.981		20.458	17.940	17.583
11	15:53:11.790	56.567	+0.586	20.641	18.187	17.739
12	15:54:09.647	57.857	+1.876	21.674	18.475	17.708

(246) Marvin Zimmermann

1	15:43:06.629	1:01.465	+4.733	24.026	19.445	17.994
2	15:44:07.875	1:01.246	+4.514	21.526	18.876	20.844
3	15:45:21.912	1:14.037	+17.305	23.629	26.405	24.003
4	15:46:34.776	1:12.864	+16.132	24.928	25.107	22.829
5	15:47:31.735	56.959	+0.227	21.063	18.166	17.730
6	15:48:28.915	57.180	+0.448	20.905	18.284	17.991
7	15:49:25.985	57.070	+0.338	21.136	18.115	17.819
8	15:50:23.864	57.879	+1.147	21.234	18.277	18.368
9	15:51:20.596	56.732		21.001	18.072	17.659
10	15:52:17.403	56.807	+0.075	20.751	18.131	17.925
11	15:53:14.172	56.769	+0.037	20.871	18.260	17.638
12	15:54:11.332	57.160	+0.428	20.746	18.360	18.054

(294) Leo Klok

1	15:43:07.815	1:03.107		24.692	20.477	17.988
2	15:44:30.751	1:22.936	+19.829	21.047	37.464	24.425

(310) Pavel Petras

1	15:43:05.979	1:01.108	+4.431	23.830	19.145	18.133
2	15:44:09.782	1:03.803	+7.126	20.960	22.684	20.159
3	15:45:22.789	1:13.007	+16.330	26.010	23.124	23.873
4	15:46:35.486	1:12.697	+16.020	25.031	24.982	22.684
5	15:47:32.724	57.238	+0.561	21.154	18.292	17.792
6	15:48:29.453	56.729	+0.052	20.726	18.264	17.739
7	15:49:26.136	56.683	+0.006	20.781	18.151	17.751
8	15:50:23.719	57.583	+0.906	21.317	18.129	18.137
9	15:51:20.396	56.677		20.971	18.021	17.685
10	15:52:17.292	56.896	+0.219	20.673	18.270	17.953
11	15:53:14.054	56.762	+0.085	20.790	18.261	17.711
12	15:54:11.378	57.324	+0.647	20.724	18.376	18.224

(237) William Sterup Nielsen

1	15:43:02.438	59.092		22.622	18.415	18.055
---	--------------	--------	--	--------	--------	--------

(306) Sebastian Novak

1	15:43:06.951	1:02.158	+5.650	24.518	19.529	18.111
2	15:44:09.621	1:02.670	+6.162	21.413	20.803	20.454
3	15:45:22.583	1:12.962	+16.454	25.790	23.324	23.848
4	15:46:35.383	1:12.800	+16.292	24.976	25.026	22.798

(207) Ruudi Algre

1	15:43:02.593	58.738		22.508	18.338	17.892
---	--------------	--------	--	--------	--------	--------

(255) Alex Huizer

1	15:43:05.759	1:00.851		23.432	19.312	18.107
---	--------------	----------	--	--------	--------	--------


(225) Noel Mannsperger

1	15:43:05.866	1:01.507		23.845	19.204	18.458
---	--------------	----------	--	--------	--------	--------

(275) Mico Lionn Schweers

1	15:43:13.627	1:07.778		23.769	20.427	23.582
---	--------------	----------	--	--------	--------	--------

Orbits



INT. ADAC Kartrennen Wackersdorf

Lapchart

DMKM - Mini

Pro Kart Raceland Wackersdorf 1,190 Km

Final

16.06.2024 15:30

Race (12 Laps) started at 15:42:02

Competitors	Laps	Laps												
		0	1	2	3	4	5	6	7	8	9	10	11	12
Zdenek Babicek (309)	1	309	309	309	309	309	309	244	309	309	309	309	309	309
Carlos Nees (222)	2	222	222	244	244	244	244	309	244	244	244	244	244	244
Milan Rossi (244)	3	244	244	222	222	222	222	219	219	219	219	219	219	219
Felix Gronneck (285)	4	285	247	247	247	247	219	222	222	222	222	222	222	222
Henri Möhring (214)	5	214	285	219	219	219	247	247	247	247	247	247	214	214
Senn Lindeman (301)	6	301	219	285	285	285	214	214	214	214	214	214	247	247
Ben Schumacher (247)	7	247	214	214	214	214	241	221	221	221	241	241	241	241
William Sterup Nielsen (237)	8	237	301	241	241	241	221	241	241	241	285	285	221	221
Gustav Christensen (219)	9	219	221	221	221	221	285	285	285	285	221	221	285	285
Devin Titz (221)	10	221	241	301	301	301	301	301	301	311	311	311	311	220
Nick Ried (277)	11	277	237	304	304	304	304	304	311	220	220	220	220	311
Tiberius Müller (304)	12	304	207	233	233	233	311	311	220	301	301	301	312	312
Damian Luca Zeller (241)	13	241	233	311	311	311	233	220	304	304	304	304	233	233
Peter Gunther Mayer (311)	14	311	304	220	220	220	220	233	233	233	312	312	301	301
Ruben Opitz (233)	15	233	308	312	312	312	312	312	312	312	233	233	308	308
Minjae Kim (312)	16	312	312	308	308	308	308	274	308	308	308	308	304	304
Ruudi Algre (207)	17	207	277	313	313	313	274	308	274	274	274	274	274	274
David Kovac (313)	18	313	311	274	274	274	313	313	313	313	313	313	313	208
Julian van de Coterlet (308)	19	308	266	266	266	266	266	266	208	266	208	208	208	313
Jonas Hubacek (249)	20	249	220	277	277	277	277	277	266	208	211	211	249	249
Bruno Kortekaas (274)	21	274	313	208	208	208	249	208	249	211	249	249	211	211
Alexandr Machac (223)	22	223	249	249	249	249	208	249	211	249	223	266	223	223
Noel Mannsperger (225)	23	225	274	211	211	211	211	211	277	223	266	223	266	266
Lean Kircher (266)	24	266	208	223	223	223	223	223	223	261	261	261	261	261
Roman Meister (208)	25	208	255	261	261	261	261	261	261	277	277	277	277	277
Neo Knapp (220)	26	220	225	246	246	246	246	246	246	310	310	310	310	246
Leo Klok (294)	27	294	310	212	212	212	212	310	310	246	246	246	246	310
Sebastian Novak (306)	28	306	211	306	306	306	310	212	306	306	306	306	306	306
Presian Stoyanov (211)	29	211	223	310	310	310	306	306	212	212	212	212	212	212
Pavel Petras (310)	30	310	246	294										
Alex Huizer (255)	31	255	261											
Semih Bektas (261)	32	261	306											
Marvin Zimmermann (246)	33	246	212											
Mico Lionn Schweers (275)	34	275	294											
Jonathan Maier (212)	35	212	275											
-	36													



DMKM - Mini

Final Revision 2

Track length: 1.190 Km

Race Started: 15:42:02

Best Lap by: 214 - Henri Möhring - 55.555

Rank	#	Driver	Nat	Sponsor Entrant	Nat	License E-License	Make	laps	T. Time Diff	Best Lap	Penalty	Points
1	0	309 Zdenek Babicek	CZE	TEPZ RACING TEAM	CZE	ITG24AS0179 IBL24AT00581	MS KART/IAME/Vega	12	11:53.876	55.671		0
2	0	244 Milan Rossi	DEU	Lanari Racing Team	DEU	NKA13619 KBF17166	KR/IAME/Vega	12	11:53.933 0.057	55.648		50
3	5	219 Gustav Christensen	SWE	CRG Holland	NLD	NKA133604 IBL15521	CRG/TM/Vega	12	11:56.010 2.134	55.869		44
4	-1	222 Carlos Nees	DEU	NEES RACING	DEU	NKA17874 KBF17863	KR/IAME/Vega	12	11:56.085 2.209	55.835		38
5	0	214 Henri Möhring	DEU	ADAC Hessen-Thüringen e.V. TB Racing Team	DEU	NKA16972 KBF38262	KR/IAME/Vega	12	11:56.142 2.266	55.555		35
6	0	247 Ben Schumacher	DEU	ADAC Team Weser-Ems e.V. CRG Holland	NLD	NKA10666 IBL15521008	CRG/TM/Vega	12	11:56.728 2.852	55.901		30
7	6	241 Damian Luca Zeller	DEU	APEX Performance	DEU	NKA28615 KBF38438	Maranello/TM/Vega	12	11:57.616 3.740	55.678		26
8	3	221 Devin Titz	DEU	CRG Holland	NLD	NKA14835 IBL15521	CRG/TM/Vega	12	11:59.966 6.090	55.860		22
9	-5	285 Felix Groneck	DEU	CRG Holland	NLD	NKA16373 IBL15521007	CRG/TM/Vega	12	12:02.189 8.313	56.041		18
10	13	220 Neo Knapp	DEU	Team NKS	DEU	NKA11204 KBF42057	DR/TM/Vega	12	12:02.331 8.455	56.369		14
11	3	311 Peter Gunther Mayer	CZE	SKYLARKS Karting Team	CZE	ITG-C24AS0680 IBL24AT00701	Praga/IAME/Vega	12	12:02.410 8.534	56.023		0
12	4	312 Minjae Kim	KOR	Dörr Motorsport	DEU	ITGDK018575 BIC38420	KR/IAME/Vega	12	12:02.885 9.009	56.140		0
13	2	233 Ruben Opitz	DEU	NEES RACING	DEU	NKA10450 KBF38362	KR/IAME/Vega	12	12:02.919 9.043	56.284		10
14	-7	301 Senn Lindeman	NLD	Paauwer Kart Racing	NLD	NKA50470 IBL19655006	Birel ART/TM/Vega	12	12:03.591 9.715	56.062		0
15	5	308 Julian van de Coterlet	NLD	Falcon racing team	NLD	NKA123445 BIC11345	Falcon/IAME/Vega	12	12:04.847 10.971	56.307		0
16	-4	304 Tiberius Müller	DEU	NEES RACING	DEU	NKA21274 KBF17863	Redspeed/IAME/Vega	12	12:04.948 11.072	55.966		0
17	7	274 Bruno Kortekaas	NLD	CRG Holland	NLD	NKA52405 IBL15521007	CRG/TM/Vega	12	12:05.075 11.199	56.093		8
18	10	208 Roman Meister	DEU	TSUNAMI R.T.	ITA	NKA27196 IBL181	KR/IAME/Vega	12	12:05.476 11.600	56.018		6
19	-2	313 David Kovac	CZE	Skylark's	CZE	NKA24AS0668 IDC24AT00701	Praga/TM/Vega	12	12:06.288 12.412	56.191		0
20	7	211 Presian Stoyanov	DEU	ADAC Berlin-Brandenburg e.V. TR Motorsport	DEU	NKA30339 KBF42809	RS/IAME/Vega	12	12:07.013 13.137	56.339		4
21	-2	223 Alexandr Machac	CZE	SIM-ON	DEU	NTG C24AS0666 KBF39246	Drago Corse/TM/Vega	12	12:07.696 13.820	56.476		2
22	-1	266 Lean Kircher	DEU	ADAC Hessen-Thüringen e.V. Ebert Motorsport	DEU	NKA25532 KBF38528	Alonso Kart/TM/Vega	12	12:07.836 13.960	56.611		1
23	8	261 Semih Bektas	DEU	Lanari Racing Team	DEU	NKA42993 BIC17166	KR/IAME/Vega	12	12:07.951 14.075	56.641		0
24	-14	277 Nick Ried	DEU	Lanari Racing Team	DEU	NKA10695 KBF17166	KR/IAME/Vega	12	12:08.042 14.166	56.718		0
25	8	246 Marvin Zimmermann	DEU	NEES RACING	DEU	NKA10834 KBF17863	KR/IAME/Vega	12	12:08.415 14.539	56.732		0
26	6	310 Pavel Petras	CZE	Duck Racing	CZE	ITG24AS0435 KBF2401191	Drago corse/TM/Vega	12	12:08.461 14.585	56.677		0
27	3	306 Sebastian Novak	CZE	Tomspeed Racing Team	CZE	IACJ24AS0462 IBL24AT01081	Parolin/TM/Vega	12	12:08.491 14.615	56.508		0
28	8	212 Jonathan Maier	DEU	7L-Performance	DEU	NKA41248 KBF38668	Tony Kart/TM/Vega	12	12:10.158 16.282	56.932		0
29	-7	249 Jonas Hubacek	CZE	Michal Hubacek	CZE	NKA24AS0050 IBL24AT00121	MS KART/TM/Vega	12	12:11.730 17.854	55.981	+ 5 sec	0
30	-5	294 Leo Klok	NLD	Miranda Klok-Holtjer	NLD	NKA52623 BEK52403	Oberon/IAME/Vega	2	2:27.834 10 Laps	1:03.107		0
31	-22	237 William Sterup Nielsen	DNK	CRG-Deutschland	DEU	NKA95174 KBF42811	CRG/TM/Vega	1	59.521 11 Laps	59.092		0
32	-14	207 Ruudi Algre	EST	Maranello SRP Factory Team	DEU	NKA26406 KBF38275	Maranello/TM/Vega	1	59.676 11 Laps	58.738		0
33	1	255 Alex Huizer	NLD	CRG Holland	NLD	NKA52410 IBL15521007	CRG/TM/Vega	1	1:02.842 11 Laps	1:00.851		0
34	-8	225 Noel Mannsperger	DEU	NEES RACING	DEU	NKA11122 KBF17863	KR/IAME/Vega	1	1:02.949 11 Laps	1:01.507		0
35	0	275 Mico Lionn Schweers	DEU	Swantje Schweers	DEU	NKA26817 BEK26817	Oberon/IAME/Vega	1	1:10.710 11 Laps	1:07.778		0


Not classified

DNS	224	Paul Bernhard	DEU	Valier Motorsport	DEU	NKA41687 KBF39300	Energy/TM/Vega	0	DNS			0
-----	-----	---------------	-----	-------------------	-----	----------------------	----------------	---	-----	--	--	---

Announcements

249 + 5 sec front fairing

Timekeeper
M.Riehmers



Race Director
H.Seidel



Page 1/1

These results are provisional until the conclusion of any judicial and technical matters!

Printed: 17.06.2024 / 19:37

